
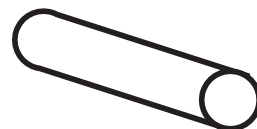







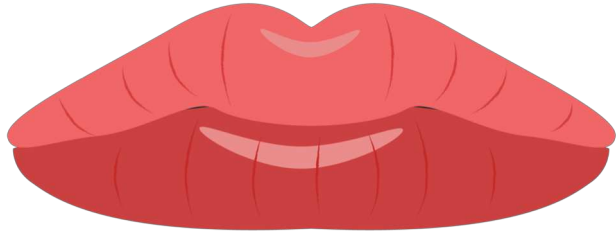
# My Home Learning Book!



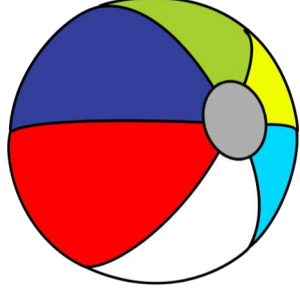
Week 9 Home Learning  
Booklet  
Kindergarten







Speechy Musings



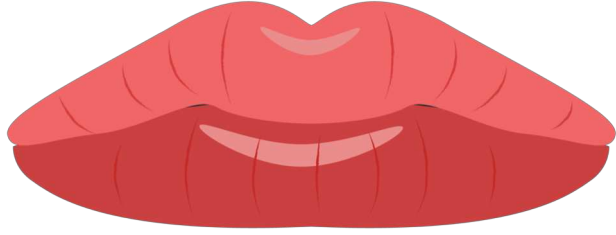
**B**



Speechy Musings



**H**



Speechy Musings



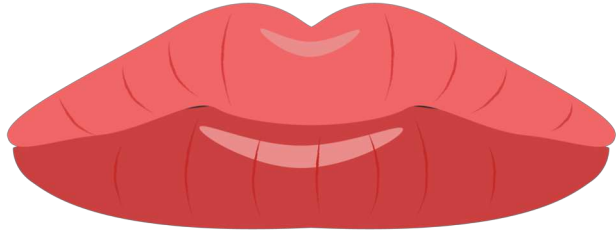
**P**



Speechy Musings



**W**




Speechy Musings




**M**



Speechy Musings




**Y**



D

Speechy Musings




N

Speechy Musings



T

Speechy Musings




K

Speechy Musings



F

Speechy Musings



G

Speechy Musings





Speechy Musings




J




Speechy Musings



SH



Speechy Musings



CH



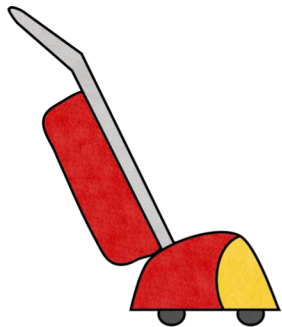
Speechy Musings



L



Speechy Musings



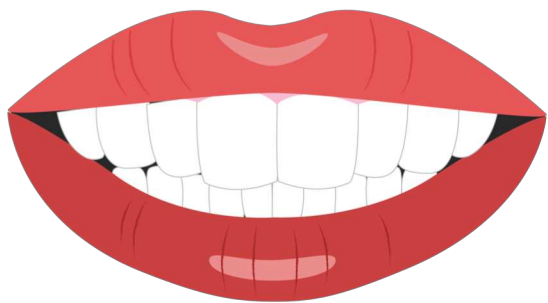
V




Speechy Musings



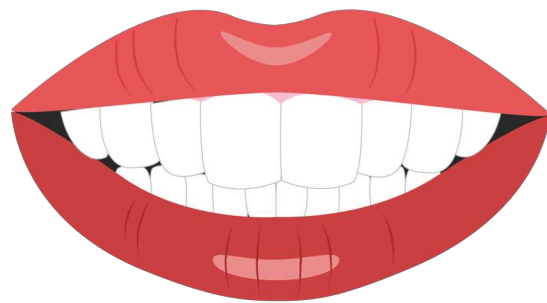
R



Speechy Musings



S




Speechy Musings



Z



Speechy Musings



TH

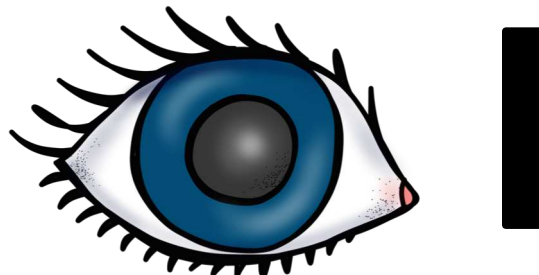



**SPEECH  
SOUNDS**

**CUE CARDS**



Speechy Musings



Speechy Musings


Speechy Musings



Speechy Musings



Speechy Musings






**LONG  
VOWELS**

Name \_\_\_\_\_




© Miss Giraffe

# Vowel Sounds




a




e



u



Match  
each  
picture to  
its vowel  
sound



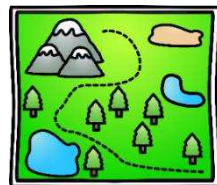
c \_ t



v \_ n




p \_ n



m \_ p




b \_ d



b \_ g



c \_ t



n \_ t




s \_ n

Name \_\_\_\_\_


ir

# I Can Read!


girl




skirt




thirty




stir




first




dirty



shirt




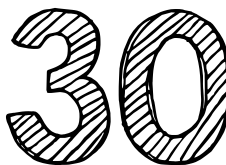


bird



© Miss Giraffe

Read  
the  
words.

Match  
the  
picture  
to the  
word.





This week, we are learning about the Seahorse. Use the picture, and the words below to write an information report on sea horses.



? What type of animal is it?

Small marine fish

👁️👁️ What does it look like?

Tiny curved body gills snout  
dorsal fin many colours

🏠 Where does it live?

beach ocean

🍴🍽️ What does it eat?

Tiny plankton tiny fish





# MY Hundreds Chart

NAME: \_\_\_\_\_

DATE: \_\_\_\_\_

1	2	3	4	5	6	7	8	9	10
11	12	13	14	15	16	17	18	19	20
21	22	23	24	25	26	27	28	29	30
31	32	33	34	35	36	37	38	39	40
41	42	43	44	45	46	47	48	49	50
51	52	53	54	55	56	57	58	59	60
61	62	63	64	65	66	67	68	69	70
71	72	73	74	75	76	77	78	79	80
81	82	83	84	85	86	87	88	89	90
91	92	93	94	95	96	97	98	99	100

# My Hundreds Chart

NAME: \_\_\_\_\_

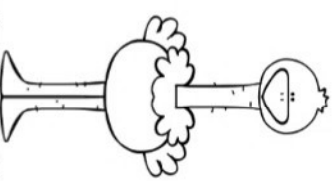
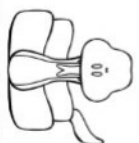
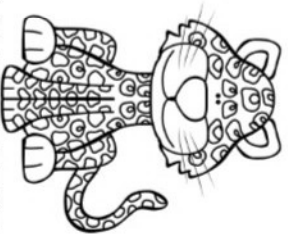
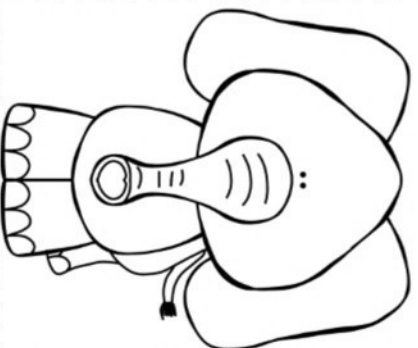
DATE: \_\_\_\_\_


# Ordering Animals

Cut out the animals and order them from tallest to smallest.

Tallest


Smallest




Name: \_\_\_\_\_

# Picture Addition Fun


Use the pictures to solve the addition questions.




$$\underline{\quad} + \underline{\quad} = \boxed{\quad}$$




$$\underline{\quad} + \underline{\quad} = \boxed{\quad}$$




$$\underline{\quad} + \underline{\quad} = \boxed{\quad}$$




$$\underline{\quad} + \underline{\quad} = \boxed{\quad}$$




$$\underline{\quad} + \underline{\quad} = \boxed{\quad}$$



$$\underline{\quad} + \underline{\quad} = \boxed{\quad}$$




$$\underline{\quad} + \underline{\quad} = \boxed{\quad}$$



$$\underline{\quad} + \underline{\quad} = \boxed{\quad}$$



Name \_\_\_\_\_



Kim had 2 balloons. Her mom gave her 3 more balloons. How many balloons does Kim have in all?

Quick Sketch

--

Ten Frame


Number Path


1	2	3	4	5	6	7	8	9	10
---	---	---	---	---	---	---	---	---	----

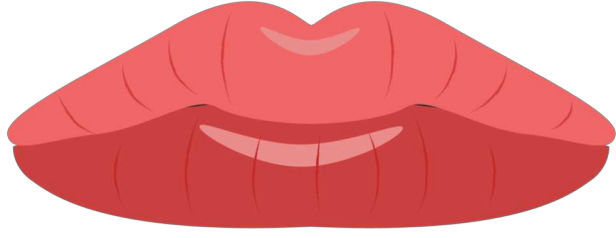
Equation

Answer:

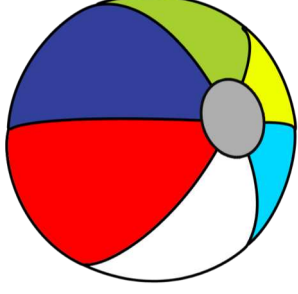
Kim has \_\_\_\_\_  
balloons in all.

Bonus: Kim's balloons are red and yellow. How many of each color could she have?





Speechy Musings




**B**




Speechy Musings



**H**



Speechy Musings



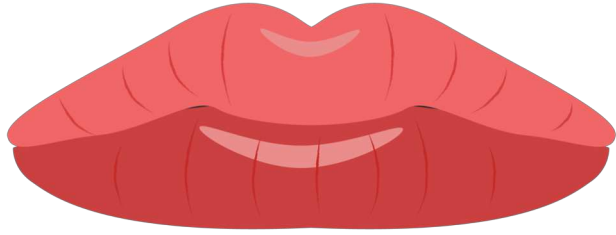
**P**



Speechy Musings



**W**




Speechy Musings



**M**




Speechy Musings




**Y**





D

Speechy Musings




N

Speechy Musings



T

Speechy Musings




K

Speechy Musings



F

Speechy Musings



G

Speechy Musings



Speechy Musings




J




Speechy Musings



SH



Speechy Musings



CH



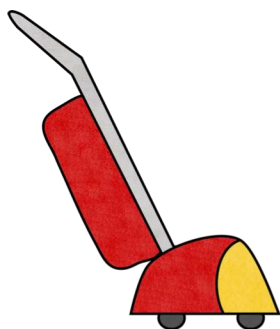
Speechy Musings



L



Speechy Musings



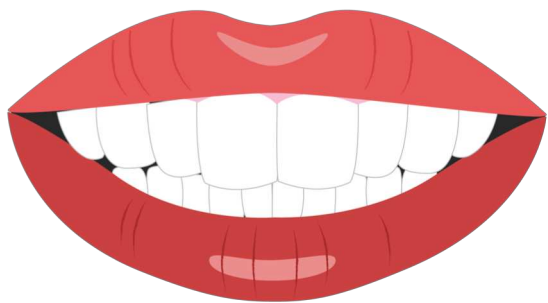
V




Speechy Musings



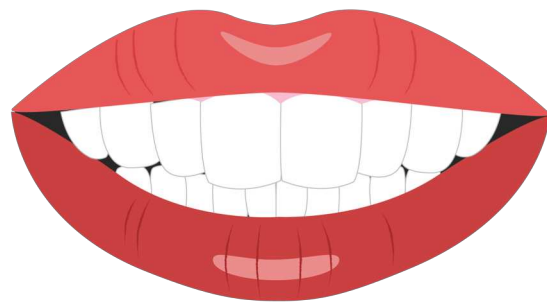
R



Speechy Musings



S




Speechy Musings



Z



Speechy Musings



TH




**SPEECH  
SOUNDS**


**CUE CARDS**



Speechy Musings



**AY**



**I**

Speechy Musings

Speechy Musings



**EE**

Speechy Musings



**OO**

Speechy Musings



**OH**




**LONG  
VOWELS**

Name \_\_\_\_\_




© Miss Giraffe

# Vowel Sounds




a



o



i




Match  
each  
picture to  
its vowel  
sound



r\_g



h\_m



t\_p



d\_g




m\_p



h\_d



c\_t



f\_n



l\_d




Name \_\_\_\_\_


ur

# I Can Read!


turn




turkey




nurse




curb




hurt




purse



turtle









surf



© Miss Giraffe

Read  
the  
words.

Match  
the  
picture  
to the  
word.



This week, we are learning about the Seahorse. Use the picture, and the words below to write an information report on sea horses.



? What type of animal is it?

Small marine fish

👁👁 What does it look like?

Tiny curved body gills snout  
dorsal fin many colours

🏠 Where does it live?

beach ocean

🍴🍽 What does it eat?

Tiny plankton tiny fish



---

---

---

---

---

---

---

---

---

---

---

---

---

# MY Hundreds Chart

NAME: \_\_\_\_\_

DATE: \_\_\_\_\_

1	2	3	4	5	6	7	8	9	10
11	12	13	14	15	16	17	18	19	20
21	22	23	24	25	26	27	28	29	30
31	32	33	34	35	36	37	38	39	40
41	42	43	44	45	46	47	48	49	50
51	52	53	54	55	56	57	58	59	60
61	62	63	64	65	66	67	68	69	70
71	72	73	74	75	76	77	78	79	80
81	82	83	84	85	86	87	88	89	90
91	92	93	94	95	96	97	98	99	100

# My Hundreds Chart



NAME: \_\_\_\_\_

DATE: \_\_\_\_\_



Name: \_\_\_\_\_

# Gumball Tens


Draw more gumballs to make ten. Fill in the missing number in the equation.




$$4 + \square = 10$$




$$1 + \square = 10$$




$$5 + \square = 10$$




$$8 + \square = 10$$




$$2 + \square = 10$$




$$6 + \square = 10$$



$$9 + \square = 10$$




$$3 + \square = 10$$



$$7 + \square = 10$$

Name: \_\_\_\_\_



# Friends of Ten Search

Highlight all of the equations that make ten.

$8+1$

$5+5$

$7+3$

$0+10$

$5+2$

$2+7$

$10+0$

$4+1$

$9+1$

$2+8$

$6+3$

$8+2$

$6+5$

$5+5$

$4+4$

$4+5$

$3+7$

$4+6$

$5+4$

$1+9$

$3+2$

$7+3$

$6+3$

$5+2$

$3+7$

$6+4$

$2+2$


$5+5$

$9+1$

$5+6$

Name \_\_\_\_\_

Tom had 3 pencils. His dad gave him 6 more pencils. How many pencils does Tom have now?



Quick Sketch

--

Ten Frame


Number Path

1	2	3	4	5	6	7	8	9	10
---	---	---	---	---	---	---	---	---	----

Equation

Answer:

Tom has \_\_\_\_\_  
pencils.

Bonus: Tom needs 10 pencils in all. How many more pencils does Tom need?



Wednesday Activities

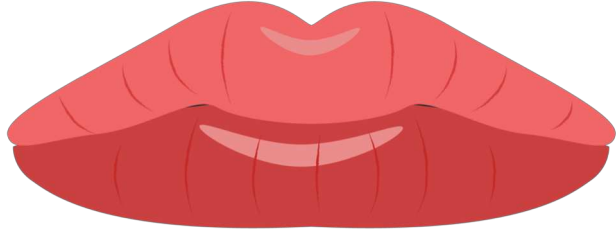


## Wellbeing Wednesday, Week 9

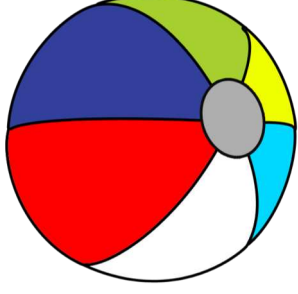
Physical	Emotional	Social	Cognitive	Spiritual
Go outside and play in your backyard.	Play a make believe game with a family member.	Make a 'telephone' out of plastic cups and string - see if you can have a conversation with your siblings using it.	Create your own sport and record the rules and how to play the game.	Participate in a yoga, Pilates or meditation session. There are some available on YouTube or you create your own.
Go on a scavenger hunt around your house.	Help a family member with something around the house.	Build a memory you have with a friend out of lego.	Find different shapes in your garden and create an art piece.	Complete some stretches.
Play your favourite game outside with a family member.	Give your pet a bath.	write a song about your lockdown experience.	Make a diorama of under the sea out of an old shoe box.	Water your plants at home. .
Create an exercise class for your family to participate in.	Play dress ups with a family member.	Have a family competition day.	Design your own toy.	Tell a family member something you are grateful for today.
create a ninja course in your backyard.	make your favourite dinner with mum and dad.	Take a picture of something you love doing and share it with your class on Google classroom.	Write a card to your teacher.	Draw a picture of a fun time you had with a friend or family member.



Thursday Activities



Speechy Musings




**B**




Speechy Musings



**H**



Speechy Musings



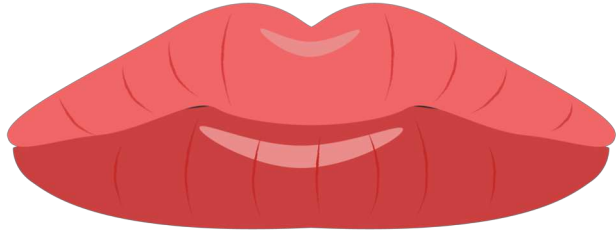
**P**



Speechy Musings



**W**




Speechy Musings




**M**



Speechy Musings




**Y**



**D**

Speechy Musings




**N**

Speechy Musings



**T**

Speechy Musings




**K**

Speechy Musings



**F**

Speechy Musings



**G**

Speechy Musings



Speechy Musings




J




Speechy Musings



SH



Speechy Musings



CH



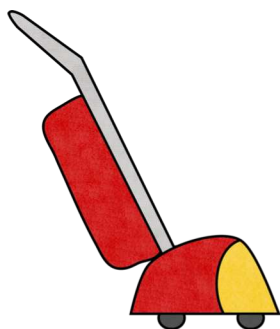
Speechy Musings



L



Speechy Musings



V

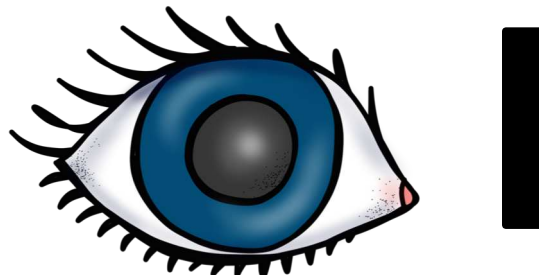



Speechy Musings



R

Speechy Musings



Speechy Musings


Speechy Musings



Speechy Musings

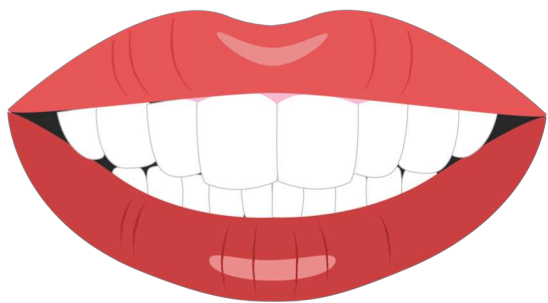


Speechy Musings




**LONG  
VOWELS**

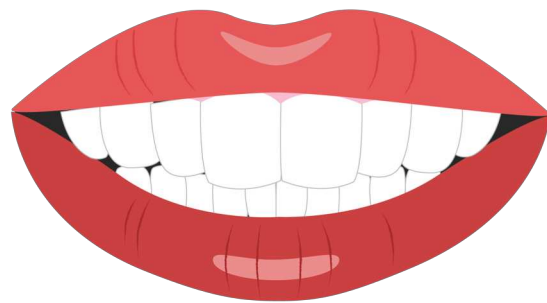




Speechy Musings



S




Speechy Musings



Z



Speechy Musings



TH



**SPEECH  
SOUNDS**

**CUE CARDS**






Name \_\_\_\_\_




© Miss Giraffe

# Vowel Sounds




a




i



e



Match  
each  
picture to  
its vowel  
sound



d\_p



b\_g




b\_t




d\_g



p\_n



m\_n



z\_p



g\_t



r\_m




Name \_\_\_\_\_


er

# I Can Read!

batter




winter




slipper




pepper




soccer




ladder



hammer







letter



© Miss Giraffe

Read  
the  
words.

Match  
the  
picture  
to the  
word.



This week, we are learning about the Seahorse. Use the picture, and the words below to write an information report on sea horses.



? What type of animal is it?

Small marine fish

👁👁 What does it look like?

Tiny curved body gills snout  
dorsal fin many colours

🏠 Where does it live?

beach ocean

🍴🍽 What does it eat?

Tiny plankton tiny fish



# MY Hundreds Chart

NAME: \_\_\_\_\_

DATE: \_\_\_\_\_

1	2	3	4	5	6	7	8	9	10
11	12	13	14	15	16	17	18	19	20
21	22	23	24	25	26	27	28	29	30
31	32	33	34	35	36	37	38	39	40
41	42	43	44	45	46	47	48	49	50
51	52	53	54	55	56	57	58	59	60
61	62	63	64	65	66	67	68	69	70
71	72	73	74	75	76	77	78	79	80
81	82	83	84	85	86	87	88	89	90
91	92	93	94	95	96	97	98	99	100


# My Hundreds Chart

NAME: \_\_\_\_\_


DATE: \_\_\_\_\_


Name: \_\_\_\_\_


# Draw and Add




Draw some dots on the ladybugs' wings to help you solve the addition questions.




$$1 + 2 = \square$$




$$2 + 2 = \square$$




$$3 + 2 = \square$$



$$3 + 4 = \square$$




$$4 + 5 = \square$$



$$3 + 3 = \square$$



$$2 + 6 = \square$$



$$5 + 5 = \square$$

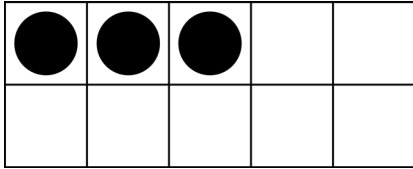



$$6 + 4 = \square$$

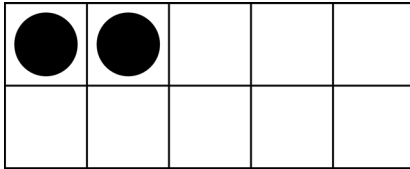
Name: \_\_\_\_\_

# Ten Frames

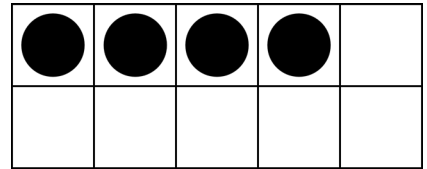
Count how many more dots are needed to make ten.



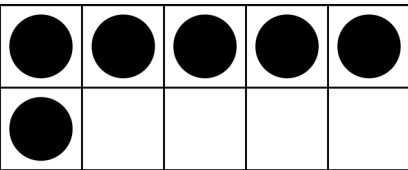
$$3 + \underline{\quad} = 10$$



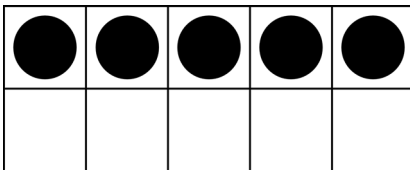
$$2 + \underline{\quad} = 10$$



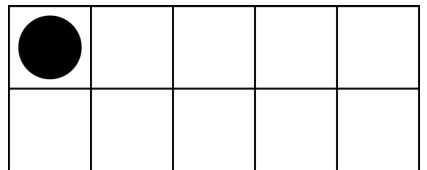
$$4 + \underline{\quad} = 10$$




$$6 + \underline{\quad} = 10$$




$$5 + \underline{\quad} = 10$$




$$1 + \underline{\quad} = 10$$



$$8 + \underline{\quad} = 10$$



$$7 + \underline{\quad} = 10$$



$$9 + \underline{\quad} = 10$$

Name \_\_\_\_\_



Tim made 4 baskets. Jill made 5 baskets. How many baskets did they make in all?



Quick Sketch

Ten Frame


Number Path

1	2	3	4	5	6	7	8	9	10
---	---	---	---	---	---	---	---	---	----

Equation

Answer:

They made \_\_\_\_\_  
baskets in all.

Bonus: Each basket is worth 2 points. How many points did Tim make? How many points did Jill make?


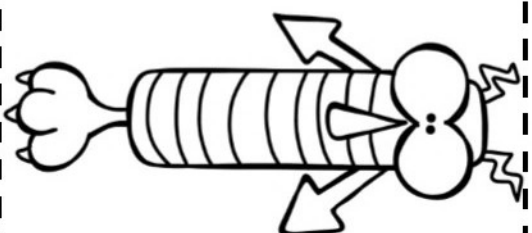




# Ordering Monsters

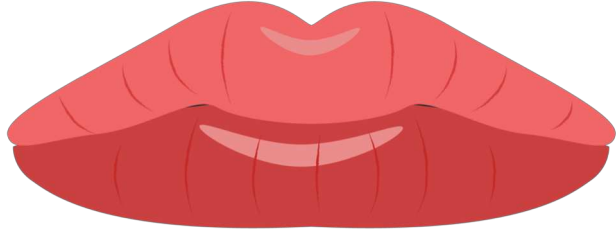
Cut out the monsters and order them from smallest to tallest.

Smallest

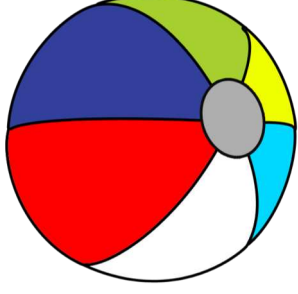
Tallest







Speechy Musings




**B**




Speechy Musings



**H**



Speechy Musings



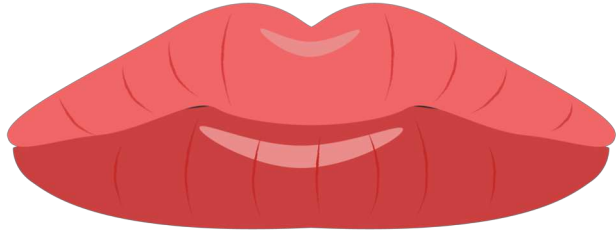
**P**



Speechy Musings



**W**




Speechy Musings




**M**



Speechy Musings




**Y**



D

Speechy Musings




N

Speechy Musings



T

Speechy Musings




K

Speechy Musings



F

Speechy Musings



G

Speechy Musings




Speechy Musings



J




Speechy Musings



SH



Speechy Musings



CH



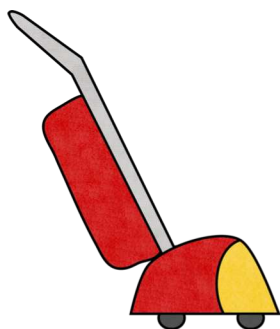
Speechy Musings



L



Speechy Musings



V




Speechy Musings




R

Speechy Musings



**AY**



**I**

Speechy Musings

Speechy Musings



**EE**

Speechy Musings



**OO**

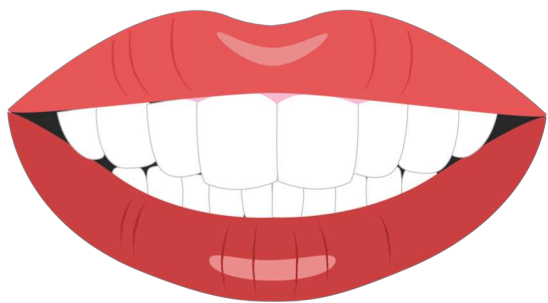
Speechy Musings




**OH**

**LONG  
VOWELS**

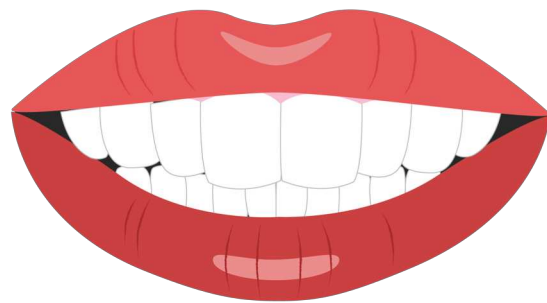




Speechy Musings



S




Speechy Musings



Z



Speechy Musings



TH



**SPEECH  
SOUNDS**

**CUE CARDS**






Name \_\_\_\_\_




© Miss Giraffe

# Vowel Sounds




i



u



a



Match  
each  
picture to  
its vowel  
sound



h\_t



c\_b




b\_s



b\_g



w\_g



t\_g



b\_d




l\_p



b\_b




Name \_\_\_\_\_



**UR**

or

**ER**



**Words with ur**

**Words with er**

purse

every

curly

boxer

glitter

curve

dinner

slurp

burn

letter

hurry

bigger

This week, we are learning about the Seahorse. Use the picture, and the words below to write an information report on sea horses.



? What type of animal is it?

Small marine fish

👁👁 What does it look like?

Tiny curved body gills snout  
dorsal fin many colours

🏠 Where does it live?

beach ocean

🍴🍽 What does it eat?

Tiny plankton tiny fish

---

---

---

---

---

---

---

---

---

---

---

---

---

# MY Hundreds Chart

NAME: \_\_\_\_\_

DATE: \_\_\_\_\_

1	2	3	4	5	6	7	8	9	10
11	12	13	14	15	16	17	18	19	20
21	22	23	24	25	26	27	28	29	30
31	32	33	34	35	36	37	38	39	40
41	42	43	44	45	46	47	48	49	50
51	52	53	54	55	56	57	58	59	60
61	62	63	64	65	66	67	68	69	70
71	72	73	74	75	76	77	78	79	80
81	82	83	84	85	86	87	88	89	90
91	92	93	94	95	96	97	98	99	100

# My Hundreds Chart


NAME: \_\_\_\_\_

DATE: \_\_\_\_\_



Name: \_\_\_\_\_

# Monkey Frames


Add different colored dots to the ten frames to match the addition question. Fill in the missing numbers.




© My Teaching Pal





\_\_\_ + \_\_\_ = \_\_\_





\_\_\_ + \_\_\_ = \_\_\_





\_\_\_ + \_\_\_ = \_\_\_





\_\_\_ + \_\_\_ = \_\_\_





\_\_\_ + \_\_\_ = \_\_\_




\_\_\_ + \_\_\_ = \_\_\_




\_\_\_ + \_\_\_ = \_\_\_




\_\_\_ + \_\_\_ = \_\_\_

## Color-by-Code - Addition to 10


Directions: 1. Color the picture using the code below.

2. Cut out the picture and then write your name on the back.

3. Apply glue to the entire glue area.

4. Bend the paper to make a cylinder and overlap the edge to make contact with the glue.

Red: 7, 1   Green: 5   Blue: 8, 2   Yellow: 10, 4   Pink: 6   Purple: 9, 3



## Color-by-Code - Addition to 20


Directions: 1. Color the picture using the code below.

2. Cut out the picture and then write your name on the back.

3. Apply glue to the entire glue area.

4. Bend the paper to make a cylinder and overlap the edge to make contact with the glue.

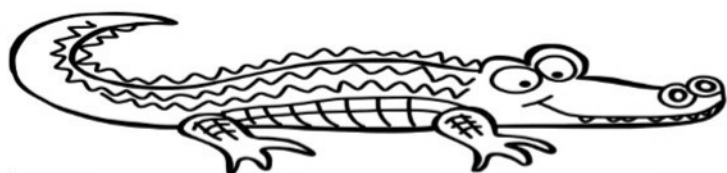
Red: 14, 20   Green: 16   Blue: 13, 19   Yellow: 11, 17   Pink: 15   Purple: 12, 18






# Measure the Crocodiles

Write down how many blocks long each crocodile is.



\_\_ blocks long



\_\_ blocks long




\_\_ blocks long



\_\_ blocks long



\_\_ blocks long



\_\_ blocks long




# Measure the Pencils

Write down how many blocks long each pencil is.


\_\_ blocks long




\_\_ blocks long




\_\_ blocks long




\_\_ blocks long



\_\_ blocks long



\_\_ blocks long



Name \_\_\_\_\_

Liz is a vet. She can help pets.

Liz helped 5 cats and 3 dogs.

How many pets did Liz help in all?



Quick Sketch

--

Ten Frame



Number Path

1	2	3	4	5	6	7	8	9	10
---	---	---	---	---	---	---	---	---	----

Equation

Answer:

Liz helped \_\_\_\_\_  
pets in all.



Write a word problem about a  
vet, some rabbits, and some birds.

