

Week 8	Monday	Tuesday	Wednesday	Thursday	Friday
	Daily Check In	Daily Check In	Daily Check In	Daily Check In	Daily Check In
Session 1 45-60 mins	Spelling	Spelling	Choose an activity from our Wellbeing Wednesday Grid	Spelling	Spelling Test
	Synonyms Activity	Story/ Comprehension Activity	Wellbeing Wednesday Grid	Grammar Activity	Typing Activity
	Writing Lesson 1	Writing Lesson 2	Wellbeing Wednesday Grid	Writing Lesson 3	Writing Lesson 4
Brain Break		PE		Library Lesson	PE
Session 2 30-45 mins	Maths Problem Solving	Maths Problem Solving	Choose an activity from our Wellbeing Wednesday Grid	Maths Problem Solving	Maths Problem Solving
Session 3 30-60 mins	Integrated Unit Lesson 1	Integrated Unit Lesson 2	Wellbeing Wednesday Grid	Integrated Unit Lesson 3	Art Lesson

MONDAY

30th August 2021

Today's Focuses: Spelling words, vocabulary lesson and a writing lesson.

Learning intention: *I can plan an imaginative text .*

Success criteria: *I can make a plan before I begin writing which includes a sizzling start, a complication and a resolution.*



Spelling Week 8

The following two slides (Year 1 and Year 2) contain your lists for the week that you need to complete a LCWC (Look at the word, Cover the word Write the word and Check the word) each day.

On Tuesday and Thursday there is a choice grid that you can pick an activity from to practice your weekly spelling words.

Spelling Year 1 Week 8

Phonological words:

Blend focus -

fr →

frog

free

friend

fright

freeze

lock

frock

shock

→ pocket

rocket

June

July

→ August

September

October

→ humid

Monday

Tuesday

Thursday

Spelling rule:

The digraph 'ck' is only used after a short vowel.

Focus vowel - **o**

Visual words →

Big word of the week! →

Spelling Year 2 Week 8

Phonological words:

In these words 'y'
sounds like 'i'

Spelling rule:

Some words become a
plural by adding a 's'.
Plural - more than one.

Visual words

Big word of the week!

Week 8	Monday	Tuesday	Thursday
sky			
fly			
try			
why			
by			
pigs			
bees			
rocks			
coats			
lions			
June			
July			
August			
September			
October			
humid			

Vocabulary - Synonyms



Synonyms are words that mean the same or similar thing. We are going to practice some synonyms that you can include in your writing this week.

All synonym activities this week have been modified from Pobble 365

Match the word that means the same as...

cold -

big -

cute -

not nice -

block of ice -

wonderful -

colossal

harsh

icebergs

freezing

adorable

magnificent

Move the words below to complete the sentences.

Antarctica is an absolutely _____ place to be but it is also _____.

There are some fierce creatures and also some _____ creatures that live there.

In Antarctica you can see _____ above the water.

harsh colossal magnificent
icebergs adorable freezing

Write your own sentence below with the left over word.

WEEK 8 WRITING AN IMAGINATIVE TEXT

Topic - Penguin in an egg shell

Learning intention: We are learning to write an imaginative text.

Success criteria: I can write an introduction.

My story has a sizzling start.

My story has a complication.

My story has a resolution.

Writing lesson 1

PENGUIN IN AN EGG SHELL

Imagine you are a penguin inside an egg shell.

Think:

- What can you see?**
- What are you thinking or feeling?**
- How will you get out of the egg?**

Have a look at the pictures and video on the next page for inspiration.

Then write your plan for your story about being a penguin in an egg shell.



Writing lesson 1: Plan

Remember when writing a plan, you don't have to write in full sentences. Type/write your ideas in the boxes.

Sizzling start - Start with action!

Complication- What went wrong?

Resolution - How is the problem
solved?

Daily Word Problem

Jen has



Will has



Who has fewer



s?

MONDAY 30 August 2021

Level 1 Question

WRITE YOUR ANSWER HERE

Name: _____

A-6

Daily Word Problem

Fran saw 2 cars.

Then she saw 2 more.

How many cars did she see?

Show your work.



answer: _____

MONDAY 30 August 2021

Level 2 Question

WRITE YOUR ANSWER HERE

Name: _____

B-1

& Subtraction

Step

Daily Word Problem

Nira bought 15 balloons.

She gave away 5.

1 balloon popped.

How many balloons does Nira have left?

Show your work.

answer: _____



MONDAY 30 August 2021

Level 3 Question

WRITE YOUR ANSWER HERE

Animals from Cold Environments

Week 8 Integrated Unit

Lesson 1: how do animals live in naturally cold environments?

Learning Intention:



We are learning how animals that live in naturally cold environments keep warm.

Success Criteria:

I can name the 3 different ways animals keep warm in cold environments.

Which animals live in a cold environment?

Click and drag or cut and paste the animals that live in a cold environment into the snowflake poster.



How do animals survive in freezing cold environments?

It can be difficult for animals to live in places that receive large amounts of [snow](#). Snowy places tend to receive less sunlight, which decreases temperatures and makes it hard for animals to stay warm. Deep snow can also be difficult to move around in; animals must spend more time and energy walking through it or finding food beneath it.



Hibernation



Some animals hibernate during the coldest parts of the year.



This means they sleep very deeply in a warm spot for about 3 months.



They eat lots of food before they hibernate to make energy enough energy to sleep.

Migration



Some animals migrate during the coldest parts of the year.



This means they leave their home and go somewhere warmer during the winter. It is when we go on holiday.



Animals that do this most are birds and fish.

Adapting



Animals that have fur grow thicker coats in winter.



Some animals hide extra food for for winter



Marine mammals like seals, walruses and whales have blubber, this is a thick layer of fat that lies underneath the skin



Penguins have special feathers to keep the cold wind out.



Polar bears have black skin to trap heat under their white fur.



<https://www.youtube.com/watch?v=pBHuSWolGKw>

What would you do if you were in a cold environment?

Would you hibernate, migrate or adapt? Why?

Type or write here...

What would you do to keep warm?

Type or write here...

You have completed Monday's work



TUESDAY

31st August 2021

Today's focus - Spelling choice grid, quality text reading and a writing lesson.

Learning intention: ***To write a sizzling start (introduction)
To begin imaginative writing on the penguin in the shell.***

Success criteria: ***I can write an interesting, engaging
sizzling start, complication and resolution to an imaginative writing
piece using my plan to get started.***



Choose an activity to practice your spelling words.

SPELLER'S CHOICE MENU

Practice Test

Take a practice spelling test and have a family member check your work.

ABC Order

Write all of your words in ABC order twice.

Pyramid Words

Spell each of your words, adding just one letter at a time so you make a pyramid.

Example: c
ca
cap

Vowel Search

Write each word, circling all of the vowels.

Computer

Type your spelling words two times each. Make them funky fonts!

Find the Value

Write your spelling words. Find the value of the words.

Vowels=5 points

Silly Script

Write your spelling words twice – once using your best handwriting, and again in a silly script.

Rainbow Words

Write your words two times each in different colors.

Phonics Party

Write your spelling word two times each. Underline the phonics pattern.

Consonant

Search

Write each word, circling all of the consonants.

Ask a Question


Use each of your spelling words to write a question. Don't forget the question mark!

Silly Story

Write a silly story using all of your spelling words. Underline your spelling words.

©Rhiana Beverly-Sun, 2nd & 3rd Grade


Slinky Malinki - Open the Door
<https://www.youtube.com/watch?v=pkVKhNyk2IE>



Animated Video of Slinky Maliniki: Open the Door
https://www.youtube.com/watch?v=btsoCd_QGUE



Comprehension Questions



1. What are the names of the two main characters in the story?

Type here

2. What did they do in the bathroom?

Type here

3. How would you feel if they behaved like this in your house?

Type here

4. How would you describe their behaviour?

Type here


5. Who/What was behind the last door?

Type here

6. What do you think might have happened next if the story continued?

Type here

Comprehension ANSWERS



1. What are the names of the two main characters in the story?

Slinky Malinki and Stickybeak Syd.

2. What did they do in the bathroom?

Tangled the towels, hung on a rope, paddled in powder and slid on the soap

3. How would you feel if they behaved like this in your house?

sad/cross/annoyed...

4. How would you describe their behaviour?

naughty/mischievous/sneaky/silly...

5. Who/What was behind the last door?

Hairy Maclary and the other dogs/dogs.

6. What do you think might have happened next if the story continued?

The dogs might come in and chase the cat and bird...

Writing lesson 2:

PENGUIN IN AN EGG SHELL

Time to start writing! Have a look at your plan from yesterday. Today you are going to take your ideas and write your story about being a penguin in an egg shell.

In your story remember to include:

- 1. Sizzling start.**
- 2. Complication.**
- 3. Resolution.**

In your sentences remember to include:

Capital letters, full stops, spaces, adjectives, does my sentences make sense?



STEP 1: INTRODUCTION

In your introduction remember to include:

- A sizzling start.
- When did it happen?
- Who is there?
- What are you doing?

YEAR 2 - Why is it happening?

STEP 2: COMPLICATION

In your complication remember to include:

- What has gone wrong in your story?
- What is the problem?



THINK - What was the problem in the Big bad wolf?

STEP 3: RESOLUTION

In your resolution remember to include:

- How will your problem be solved?
- End your story.



THINK - What was the resolution in the Big bad wolf?

PENGUIN IN AN EGG SHELL

Type/write here...


Name: _____

K-7

Counting to 10

Daily Word Problem



How many  s? _____

TUESDAY 31 August 2021

Level 1 Question

WRITE YOUR ANSWER HERE

Name: _____

A-7

Daily Word Problem

Amy sings 2 songs.

Then she sings 4 more songs.

How many songs did Amy sing?

Show your work.



answer: _____

TUESDAY 31 August 2021

Level 2 Question

WRITE YOUR ANSWER HERE

Name: _____

Daily Word Problem

Nick has 9 red apples, 3 green apples, and 4 yellow apples. How many more red apples than yellow apples does he have?

Show your work.

answer: _____

TUESDAY 31 August 2021**Level 3 Question**

WRITE YOUR ANSWER HERE

Tuesday- Surfee

Learning Objective: You are learning to improve your physical fitness by performing a surfee.

Success Criteria: You will be able to complete a surfee by:

- Landing on two feet.
- Landing on two feet with your knees slightly bent
- Landing on two feet and using your hands to balance.
- Rolling on your back and jumping up to land on two feet.
- Rolling on your back and jumping up to land on two feet- back foot pointed out and front foot pointed straight.

Equipment:

- 30 second timer (youtube timer or stopwatch).
- Favourite toy or something you can hold.

Instructions:

- You have 30 seconds to complete as many surfees as possible. Roll on your back, jump up, land on two feet and repeat. One surfee = every landing position (see picture).
- Complete challenge two times and compare both scores.

Challenge/variations:

- Stand in surfee position and jump to the other side (no rolling and jumping up).
- Roll up and push off with only one leg.
- Try and jump up without your hands touching the ground.



Click on the link below for instructions and demonstration of the challenge.

<https://www.youtube.com/watch?v=Bp2RI08nLg8&t=6s>

Lesson 2: what happens when an animal from a naturally cold environment ends up in a built environment?


Learning Intention:

We are learning about the positives and negatives of animals from cold environments living in zoos and aquariums.

Success Criteria:

I can form an opinion on whether animals from cold environments should live in a zoo/aquarium or in the wild.

Built environments that animals sometimes live in are zoos



Is it good or bad that these cold animals are in these built environments?

Cons - bad reasons

Pros - good reasons

- ❄️ They need more space to roam around free so they can climb up snowy mountains, run, and swim in the icy sea.
- ❄️ These animals have adapted to and prefer to live in naturally cold environments.
- ❄️ They like to be able to hunt or scavenge for their food.
- ❄️ They become bored when in a built environment like a zoo.

- ❄️ The ice is melting in naturally cold environments and animals have less space to live and survive.
- ❄️ Animals that live on the snow have less food to eat in the wild.
- ❄️ People can learn more about these animals from cold environments.
- ❄️ People can help these animals from cold environments live longer.

What do you think?

Do you think animals from cold environments would prefer to live in their natural environment or a built environment like a zoo or aquarium? Why?
No answer is right or wrong.

Type or write here...

Check out these live cameras of polar bears. This is what they are doing right now! Have a look around the website for some other cold animals.

<https://explore.org/livecams/three-bears/polar-bear-cape-churchill-cam>

<https://explore.org/livecams/polar-bears-international/northern-lights-cam>

You have completed Tuesday's work



WEDNESDAY

1st September 2021

Welcome to Wellbeing Wednesday.

Choose some activities from the grid to do today.

Take a break from your screens and do something fun with your family.



You have completed Wednesday's work



THURSDAY



2nd September 2021

Today's focus - Spelling choice grid, grammar lesson and a writing lesson.

























Learning intention: *To write a plan for an imaginative writing piece on 'Escape from the volcano.'*

Success criteria: *I can make a plan before I begin writing which includes a sizzling start, a complication and a resolution.*

Roll and Spell Homework

Roll a die to determine how to practice each spelling word on your list.
Remember to write neatly and do quality work.



Which Color?	Which Voice?	Which Writing Tool?	How Many Times?
 Write the word in red.	 Spell the word aloud 3x in a whisper voice.	 Write the word in crayon.	 Write the word one time.
 Write the word in orange.	 Spell the word aloud 3x in a deep voice.	 Write the word in red pen.	 Write the word two times.
 Write the word in yellow.	 Spell the word aloud 3x in a robot voice.	 Write the word in marker.	 Write the word three times.
 Write the word in green.	 Spell the word aloud 3x in a baby voice.	 Write the word in pencil.	 Write the word four times.
 Write the word in blue.	 Spell the word aloud 3x in a silly voice.	 Write the word in blue pen.	 Write the word five times.
 Write the word in purple.	 Spell the word aloud 3x in an opera voice.	 Write the word in colored pencil.	 Write the word six times.

Grammar lesson

1. Which sentence is correct? Drag the tick.

- I made ten wishes.
- I made ten wish.
- I made ten wishs.



2. Which suffix completes the sentence? I like read____ to my teacher.

- -er
- -ing
- -ed



Grammar lesson

3. Which sentence is correct?

- Where are my socks.
- Where are my socks!
- Where are my socks?



4. Write the past tense for the word walk in the sentence.

Today, I will walk to school.

Last week, I to school.

Rewrite the sentence adding in **verbs** to the sentence. Tap the box to type your answers.

The polar bears are over the ice. They are

for something to

REMEMBER! Verbs are doing words!



Rewrite the sentences adding in **verbs** to tell the reader what the animal is doing. **BONUS-** see if you can come up with some **ADVERBS** too. Tap the boxes to type your answers.

The tall giraffes are their long necks. They are

after for their food.

REMEMBER! Adverbs give more detail about the verb!



WEEK 8 WRITING AN IMAGINATIVE TEXT

Topic - Escape from the Volcano

Learning intention: We are learning to write an imaginative text.

Success criteria: I can write an introduction.

My story has a sizzling start.

My story has a complication.

My story has a resolution.

Writing lesson 3

Escape from the volcano

Imagine you are on an island and the volcano begins to erupt.

Think:

- What can you see?**
- What are you thinking or feeling?**
- How will you get away from the volcano and lava?**

**Have a look at the pictures and video on the next page for inspiration.
Then write your plan for your story about escaping from the volcano.**



Writing lesson 3: Plan

Remember when writing a plan, you don't have to write in full sentences. Type/write your ideas in the boxes.

Sizzling start - Start with action!

Complication- What went wrong?


Resolution - How is the problem
solved?


Name: _____

K-8

Counting to 10

Daily Word Problem



How many  s? _____

THURSDAY 2nd September 2021

Level 1 Question

WRITE YOUR ANSWER HERE

Name: _____

A-8


Daily Word Problem

I see 6 red birds.

4 flew away.

How many birds are left?

Show your work.



answer: _____

THURSDAY 2nd September 2021

Level 2 Question

WRITE YOUR ANSWER HERE

Name: _____

B-3

Repeated Addition;
Basic Multiplication

**Multi-
Step**

Daily Word Problem

Miss Kelly baked a dozen blueberry muffins.

She also made 6 cinnamon muffins.

Her dad ate 2 muffins.

How many muffins does Miss Kelly have?

Show your work.



answer: _____

THURSDAY 2nd September 2021

Level 3 Question

WRITE YOUR ANSWER HERE

Lesson 3: Let's explore and make cold animals

Learning Intention:

We are learning about animals from cold environments.

Success Criteria:

I can make an animal from a cold environment and create the appropriate background to show where it lives.

**Choose 1 craft activity from the next 2 pages to complete. Feel free to do as many as you like.
We look forward to seeing your creations.**

Polar Bear and Arctic Fox



1. Trace your hand onto plain paper for the body of both of these animals.
2. Draw and cut out the face either the polar bear or arctic fox and glue onto the body.
3. Create a background to suit where the animal lives.

Snowy Owl and Seal



Cotton ball owls. Follow the instructions below via the link.

<https://www.ourkidthings.com/cotton-ball-snowy-owl-craft/>



Egg carton seal. Follow the instructions below via the link.

https://patchworkparent.blogspot.com/2014/02/egg-box-seals-that-aint-arf-easy_22.html

Upload a picture of your amazing art work here!

You have completed Thursday's work



FRIDAY



3rd September 2021

Today's focus - Writing lesson and typing activity.

Learning intention: *To write an imaginative writing piece on 'Escape from the volcano.*

Success criteria: *I can write an interesting, engaging sizzling start, complication and resolution to an imaginative writing piece using my plan to get started.*

SPELLING TEST

Test yourself on this week's spelling words.

[illegible]

Writing lesson 4:

ESCAPE FROM THE VOLCANO

Time to start writing! Have a look at your plan from yesterday. Today you are going to take your ideas and write your story about escaping from a volcano.

In your story remember to include:

- 1. Sizzling start.**
- 2. Complication.**
- 3. Resolution.**

In your sentences remember to include:

Capital letters, full stops, spaces, adjectives, does my sentences make sense?



STEP 1: INTRODUCTION

In your introduction remember to include:

- A sizzling start.
- When did it happen?
- Who is there?
- What are you doing?

YEAR 2 - Why is it happening?

STEP 2: COMPLICATION

In your complication remember to include:

- What has gone wrong in your story?
- What is the problem?



THINK - What was the problem in the Big bad wolf?

STEP 3: RESOLUTION

In your resolution remember to include:

- How will your problem be solved?
- End your story.



THINK - What was the resolution in the Big bad wolf?

ESCAPE FROM THE VOLCANO

Type/write here...

It's time to type!

Week 8

Number row lessons , click the image to begin



Typing exercises 1,2,3 GO



Game time



Friday: 30 Second Fitness Challenge- Catching

Get an adult to type in this link to take you to the video

https://www.youtube.com/watch?v=0ZS_jZqrw6Q&t=3s



30 Second Fitness Challenge: Sock Catching

Learning Intention: We are learning to improve our catching ability

Success Criteria: We will be able to catch an object by:

- Keeping your arms relaxed
- Bending your elbows
- Stand shoulder width apart
- Keep eyes focused on the object.
- Catching multiple times before catching to increase difficulty.

Instructions:

1. Open and play the following link
https://www.youtube.com/watch?v=0ZS_jZqrw6Q&t=3s
2. Start your 30 second timer.
3. Throw your sock up in the air and catch once, twice or three times before catching it.
4. Each clap = 1 point. You want as many points as possible.
5. Repeat activity numerous times to beat your score.

Name: _____

K-9

Comparing
(Fewest/Most)

Daily Word Problem

Jess has



May has



Matt has



Who has the most



s?

FRIDAY 3rd September 2021

Level 1 Question

WRITE YOUR ANSWER HERE

Name: _____

A-9

Daily Word Problem

There are 7 balloons.

2 balloons pop.

How many balloons are left?

Show your work.

answer: _____



FRIDAY 23rd September 2021

Level 2 Question

WRITE YOUR ANSWER HERE

Name: _____

B-4

Basic Addition
& Subtraction

Single-
Step

Daily Word Problem

There are 15 birds in an apple tree.

A squirrel chases 8 away.

How many birds are left in the tree?

Show your work.



answer: _____


FRIDAY 3rd September 2021

Level 3 Question


WRITE YOUR ANSWER HERE

How to draw a barren desert...

A desert is a barren area of land where little rain occurs and life is tough for its plants and animals. As well as very little rain, deserts are also often subject to high temperatures - this kind of extreme weather is what causes deserts to be so dry and barren. Today, we are going to try drawing this extreme weather and environment




How to draw a barren desert...



You will need:

- *Paper
- *Lead Pencil
- *Coloured pencils/textas/crayons (blue, yellow, orange, green)
- *Optional - black texta if you like to outline your drawing



Step 1:

Draw the outline of a cactus in the bottom right hand corner of your page.

Step 2:

Using the picture above as a guide, draw three or four curved lines from the edges of your page. The lines should run into each other to create the look of hills.

Steps 3 & 4:

Draw a sun in the top left corner of your page. Draw a smaller cactus in the bottom left corner of your page.

Draw some small lines over the edges of your cactus plants (these are the needle spines of the cactus). Draw some small S shapes in the middle of the cactus plants.



Steps 5 & 6:

Colour the sun yellow and the sky blue.
Colour the cactus plants green.



Step 7

Colour the desert by colouring layers of yellow and brown. This should create a dry and barren looking effect.



REMEMBER

REMEMBER TO TAKE A
PICTURE OF YOUR WORK
AND POST IT TO YOUR
TEACHER.

You have completed Friday's work.
Now it's time to **turn in** your work.

