
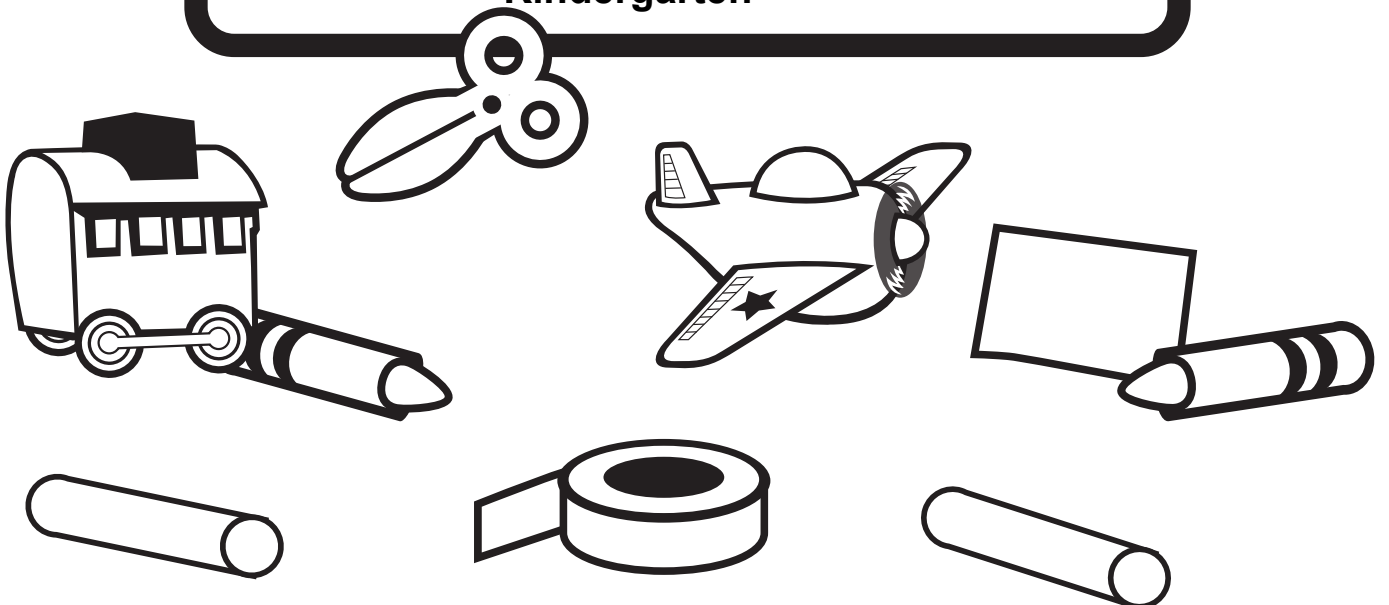



My Home Learning Book!

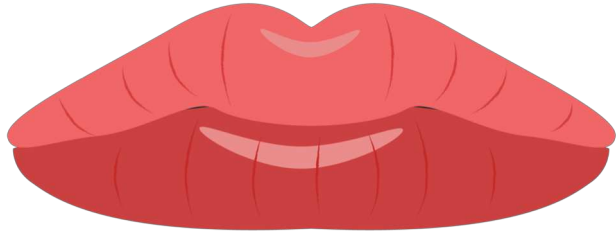


Week 8 Home Learning
Booklet
Kindergarten

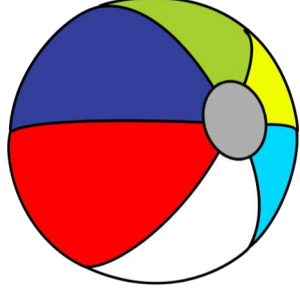




Monday Activities



Speechy Musings



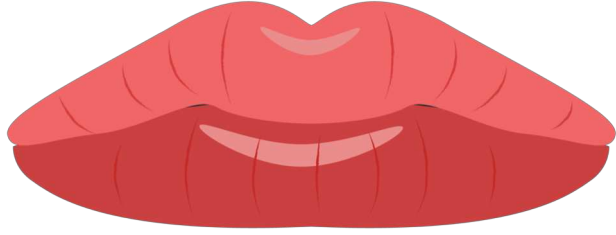
B



Speechy Musings



H



Speechy Musings



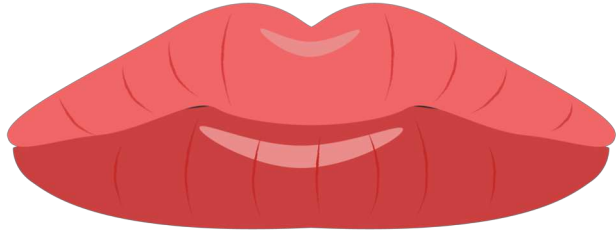
P



Speechy Musings



W




Speechy Musings




M



Speechy Musings




Y



D

Speechy Musings




N

Speechy Musings



T

Speechy Musings




K

Speechy Musings



F

Speechy Musings



G

Speechy Musings




Speechy Musings



J




Speechy Musings



SH



Speechy Musings



CH



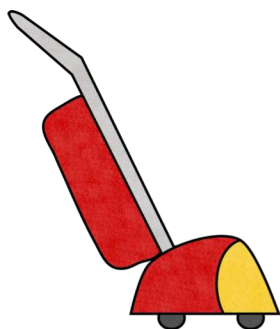
Speechy Musings



L



Speechy Musings



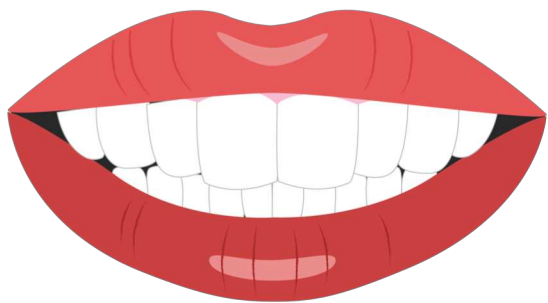
V




Speechy Musings



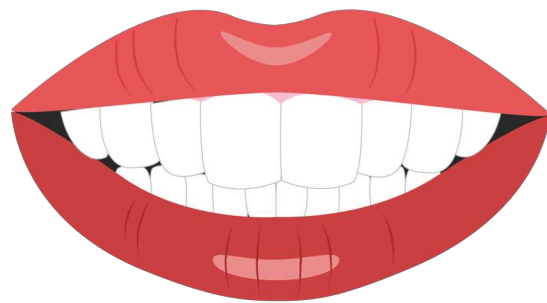
R



Speechy Musings



S




Speechy Musings



Z



Speechy Musings



TH

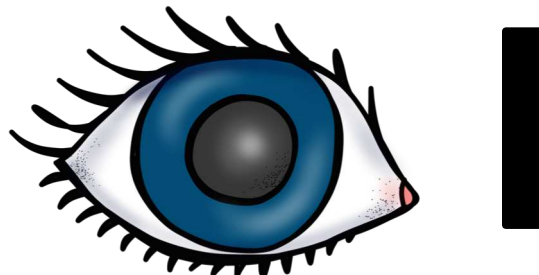



**SPEECH
SOUNDS**

CUE CARDS



Speechy Musings



Speechy Musings


Speechy Musings



Speechy Musings



Speechy Musings



**LONG
VOWELS**

Name: _____

Date: _____

qu



queen

quiz

quilt

quick

quiet

quiz

quilt

quick

quiet

queen



__iz



__iet




__ick



quack



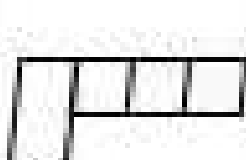

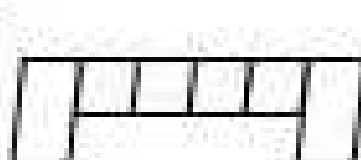
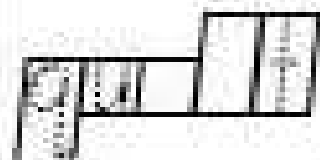
__ill



__ilt



__arry




Quack quietly, little duck!



Quack

-qu Digraph Roll and Read Mat




quiz

quit

quick

quack

quake




quiet

quill

quail

queen

quip




queen

quake

quill

quick

quiz




quit

quack

quiet

quail

quip




quill

quit

quack

queen

quail



quip

quick


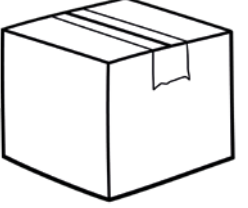
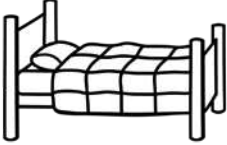



quack

quill

quiet

Name: _____

Trace the b's. Cut and paste more letters to make words.

b		b	
b		b	
b		b	

© From the Pond

ug	ed	in	eg
ib	ox		

This week, we are learning about Manta-Rays. Use the picture, and the words below to write an information report on sea lions.



? What type of animal is it?

Large ray

👁👁 What does it look like?

large wings white

black fur grey spine

🏠 Where does it live?

beach ocean

🍴🍽 What does it eat?

Tiny plankton

MY Hundreds Chart

NAME: _____

DATE: _____

1	2	3	4	5	6	7	8	9	10
11	12	13	14	15	16	17	18	19	20
21	22	23	24	25	26	27	28	29	30
31	32	33	34	35	36	37	38	39	40
41	42	43	44	45	46	47	48	49	50
51	52	53	54	55	56	57	58	59	60
61	62	63	64	65	66	67	68	69	70
71	72	73	74	75	76	77	78	79	80
81	82	83	84	85	86	87	88	89	90
91	92	93	94	95	96	97	98	99	100

My Hundreds Chart



NAME: _____

DATE: _____


Hippo Eating Cake Craft

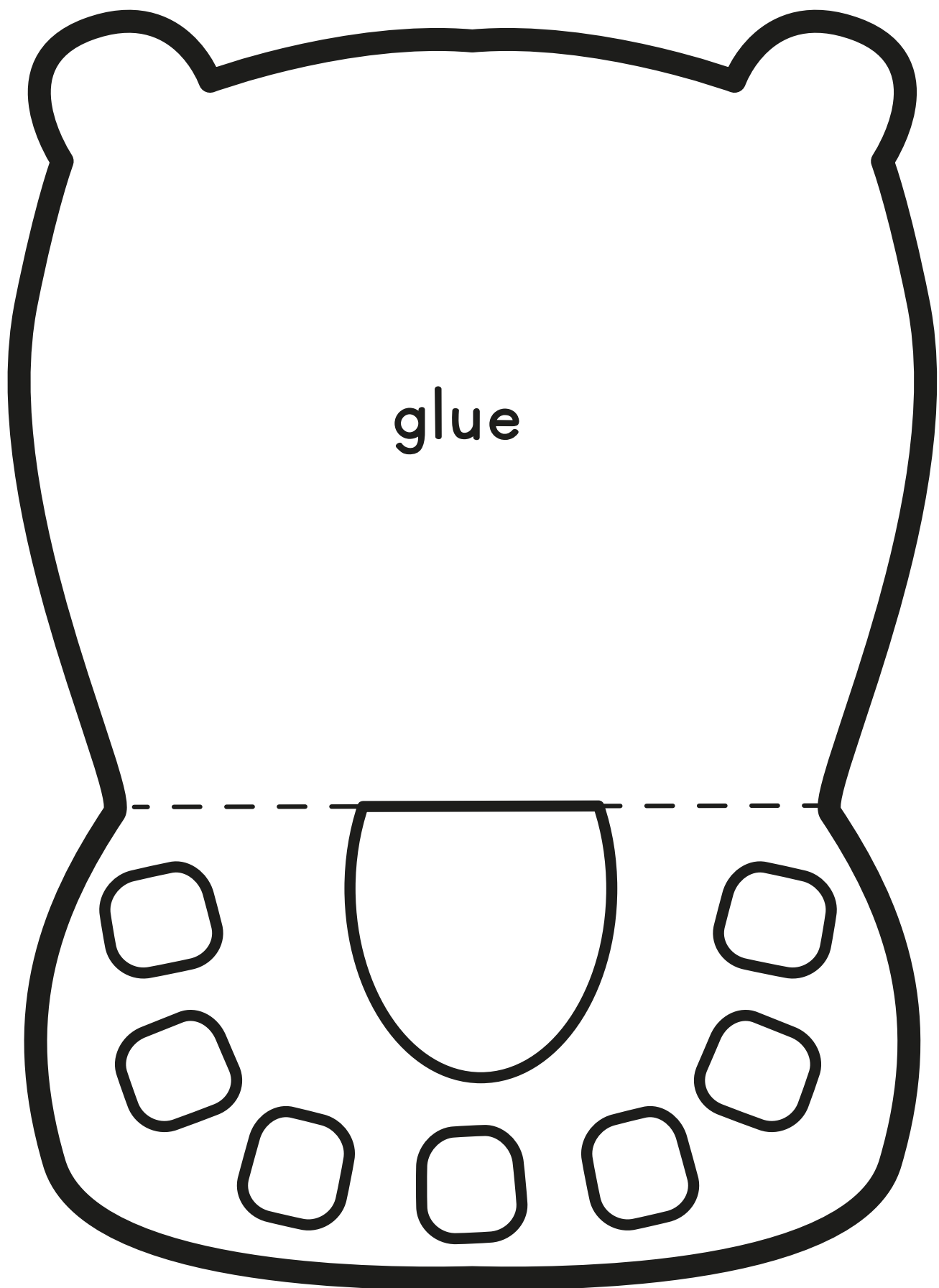
Students can flip-flap the mouth open to use as a puppet.

Option: glue a slice of cake in the mouth




draw
the
eyes on







Cake - one page per 4 students




My name is: _____




1 plate of 3 strawberries

strawberries altogether




2 plates of 3 strawberries

strawberries altogether




3 plates of 3 strawberries

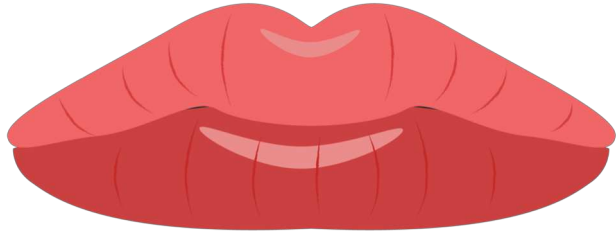
strawberries altogether



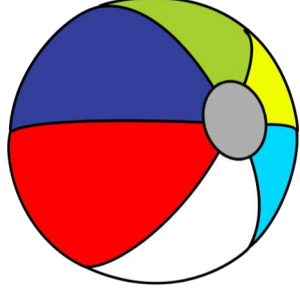
4 plates of 3 strawberries

strawberries altogether





Speechy Musings



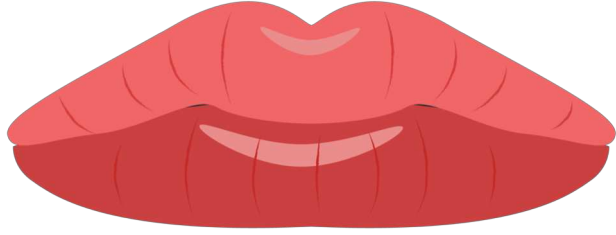
B



Speechy Musings



H



Speechy Musings



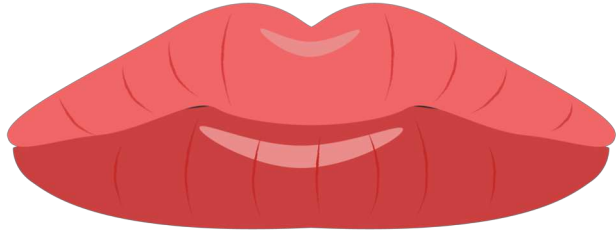
P



Speechy Musings



W




Speechy Musings




M



Speechy Musings




Y



D

Speechy Musings




N

Speechy Musings



T

Speechy Musings




K

Speechy Musings



F

Speechy Musings



G

Speechy Musings



Speechy Musings



J




Speechy Musings



SH



Speechy Musings



CH



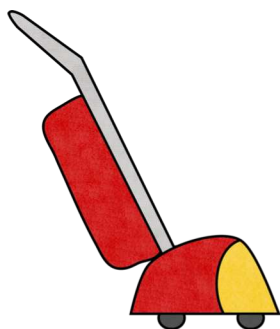
Speechy Musings



L



Speechy Musings



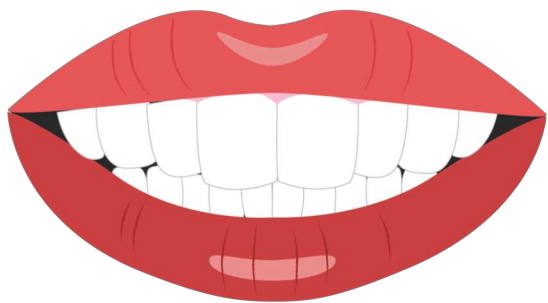
V




Speechy Musings



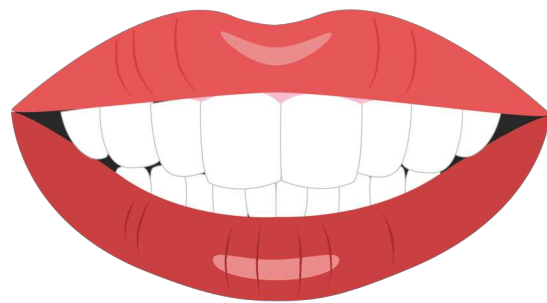
R



Speechy Musings



S




Speechy Musings



Z



Speechy Musings



TH




**SPEECH
SOUNDS**


CUE CARDS



Speechy Musings



AY



I

Speechy Musings

Speechy Musings



EE



OO

Speechy Musings

Speechy Musings



OH

**LONG
VOWELS**

Name: _____

Date: _____

ck



truck

sick

back

neck

pack

rock

tick

quick

truck



rock




ti



ne



ba



pack



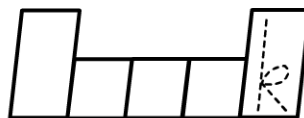
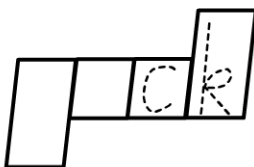
si




qui



tru



Pack the bags quickly.









Pack

	tick	neck	sick	dock	sack
	pick	pack	lick	sock	duck
	sack	hack	dock	tick	neck
	sick	pick	hack	sack	dock
	tick	sack	lick	pack	hack
	neck	dock	pick	duck	hack

Phase 2 Roll and Read - ck

Name: _____

Trace the c's. Cut and paste more letters to make words.

c		c	
c		c	
c		c	

© From the Pond

ub ap ut ab

an up

This week, we are learning about Manta-Rays. Use the picture, and the words below to write an information report on sea lions.



? What type of animal is it?

Large ray

👁👁 What does it look like?

large wings white

black fur grey spine

🏠 Where does it live?

beach ocean

🍴🍽 What does it eat?

Tiny plankton

MY Hundreds Chart

NAME: _____

DATE: _____



1	2	3	4	5	6	7	8	9	10
11	12	13	14	15	16	17	18	19	20
21	22	23	24	25	26	27	28	29	30
31	32	33	34	35	36	37	38	39	40
41	42	43	44	45	46	47	48	49	50
51	52	53	54	55	56	57	58	59	60
61	62	63	64	65	66	67	68	69	70
71	72	73	74	75	76	77	78	79	80
81	82	83	84	85	86	87	88	89	90
91	92	93	94	95	96	97	98	99	100

My Hundreds Chart

NAME: _____


DATE: _____

SPIN, DOUBLE & FIND



Player 1

Player 2



2	6	8	4
6	8	4	6
4	2	6	2
4	2	8	8




A game for 2 players

Players take turns to spin and double.

Find a matching number on the game board. Claim it by shading it with your pencil. If another player has already claimed it or you cannot find a matching number, you miss a turn.


Keep playing until all sections are shaded. The winner of the game is the player with the most squares shaded.

SPIN, DOUBLE & FIND



Player 1

Player 2



12	6	10	8
6	8	12	10
10	8	6	12
6	10	12	8

A game for 2 players

Players take turns to spin and double.

Find a matching number on the game board. Claim it by shading it with your pencil. If another player has already claimed it or you cannot find a matching number, you miss a turn.

Keep playing until all sections are shaded. The winner of the game is the player with the most squares shaded.

Color-by-Code: Numbers 0 to 10


Directions: 1. Color the picture using the code below.

2. Cut out the picture and then write your name on the back.

3. Apply glue to the entire glue area.

4. Bend the paper to make a cylinder and overlap the edge to make contact with the glue.

Green: 2, 9 Orange: 1, 5 Red: 8, 10 Yellow: 0, 4 Blue: 6, 7 Pink: 3





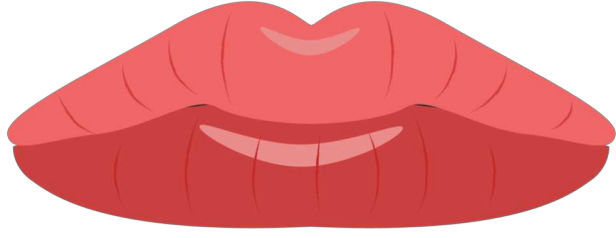
Wednesday Activities

Wellbeing Wednesday, Week 8

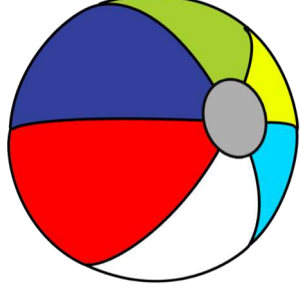
Physical	Emotional	Social	Cognitive	Spiritual
Go outside and play in your backyard.	Play a make believe game with a family member.	Make a 'telephone' out of plastic cups and string - see if you can have a conversation with your siblings using it.	Create your own sport and record the rules and how to play the game.	Participate in a yoga, Pilates or meditation session. There are some available on YouTube or you create your own.
Go on a scavenger hunt around your house.	Help a family member with something around the house.	Build a memory you have with a friend out of lego.	Find different shapes in your garden and create an art piece.	Complete some stretches.
Play your favourite game outside with a family member.	Give your pet a bath.	write a song about your lockdown experience.	Make a diorama of under the sea out of an old shoe box.	Water your plants at home. .
Create an exercise class for your family to participate in.	Play dress ups with a family member.	Have a family competition day.	Design your own toy.	Tell a family member something you are grateful for today.
create a ninja course in your backyard.	make your favourite dinner with mum and dad.	Take a picture of something you love doing and share it with your class on Google classroom.	Write a card to your teacher.	Draw a picture of a fun time you had with a friend or family member.



Thursday Activities



Speechy Musings




B



Speechy Musings



H



Speechy Musings




P



Speechy Musings



W




Speechy Musings




M



Speechy Musings




Y



D

Speechy Musings




N

Speechy Musings



T

Speechy Musings





K

Speechy Musings



F

Speechy Musings



G

Speechy Musings



Speechy Musings




J




Speechy Musings



SH



Speechy Musings



CH




Speechy Musings



L



Speechy Musings



V




Speechy Musings




R

Speechy Musings



AY

Speechy Musings



I

Speechy Musings



EE

Speechy Musings



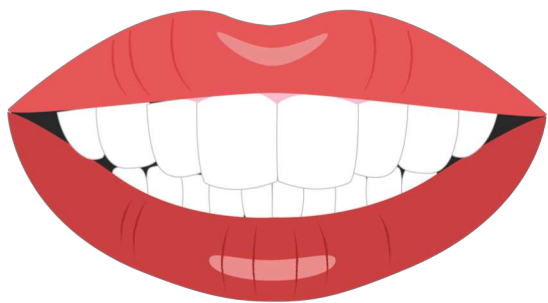
OO

Speechy Musings




OH

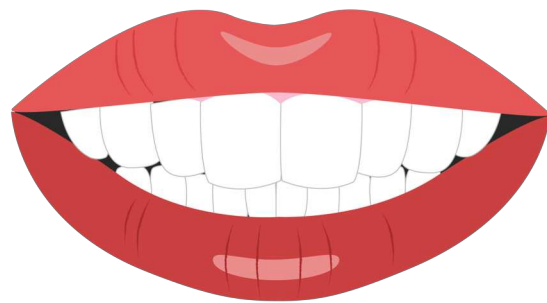
**LONG
VOWELS**



Speechy Musings



S




Speechy Musings



Z



Speechy Musings



TH



**SPEECH
SOUNDS**

CUE CARDS



Name: _____

Word Bank

sing

swing




wing

ring

Find the word from the word bank that describes each picture.
Use your neatest handwriting to write that word under each picture.











	si ng	so ng	ri ng	pi ng	go ng
	thi ng	ba ng	ki ng	ra ng	po ng
	so ng	pi ng	thi ng	ki ng	po ng
	ra ng	ba ng	go ng	ri ng	si ng
	ba ng	so ng	ra ng	pi ng	thi ng
	thi ng	ba ng	ki ng	ri ng	si ng

Phase 3 Roll and Read - ng

Name: _____

Trace the d's. Cut and paste more letters to make words.

d		d	
d		d	
d		d	

© From the Pond

ig ad en ip

amog

This week, we are learning about Manta-Rays. Use the picture, and the words below to write an information report on sea lions.



? What type of animal is it?

Large ray

👁👁 What does it look like?

large wings white

black fur grey spine

🏠 Where does it live?

beach ocean

🍴🍽 What does it eat?

Tiny plankton

MY Hundreds Chart

NAME: _____

DATE: _____

1	2	3	4	5	6	7	8	9	10
11	12	13	14	15	16	17	18	19	20
21	22	23	24	25	26	27	28	29	30
31	32	33	34	35	36	37	38	39	40
41	42	43	44	45	46	47	48	49	50
51	52	53	54	55	56	57	58	59	60
61	62	63	64	65	66	67	68	69	70
71	72	73	74	75	76	77	78	79	80
81	82	83	84	85	86	87	88	89	90
91	92	93	94	95	96	97	98	99	100

My Hundreds Chart

NAME: _____

DATE: _____

Color-by-Code: Numbers 11 to 20


Directions: 1. Color the picture using the code below.


2. Cut out the picture and then write your name on the back.

3. Apply glue to the entire glue area.

4. Bend the paper to make a cylinder and overlap the edge to make contact with the glue.

Green: 17, 14 Orange: 15, 12 Red: 13 Yellow: 16, 11 Blue: 19, 18 Pink: 20






Place that Shape!


Name: _____

Read and follow the directions in each box.


Draw a  **next to** the .



Draw a  **over** the .



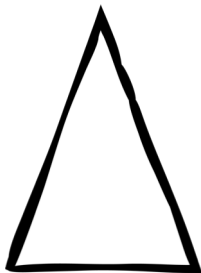

Draw a  **on top of** the .




Draw a  **under** the .



Draw a  **between** the  .




Draw a  **inside** the .



Following Directions:
Living Room

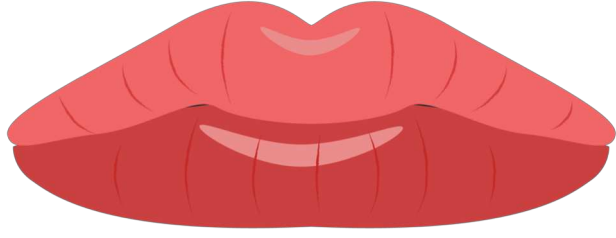
Name: _____

Follow the directions to complete the picture. Then color the picture.

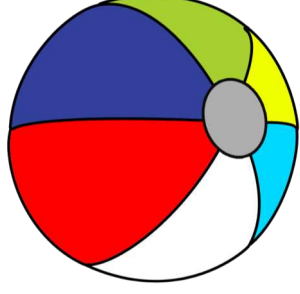


1. Draw a lamp hanging **above** the chair.
2. Draw picture frame in the **middle** of the side table.
3. Draw a book on the **top** shelf.
4. Draw a toy on the **bottom** shelf.
5. Draw a mirror **above** the side table.
6. Draw a tall lamp **next to** the side table.





Speechy Musings



B



Speechy Musings



H



Speechy Musings



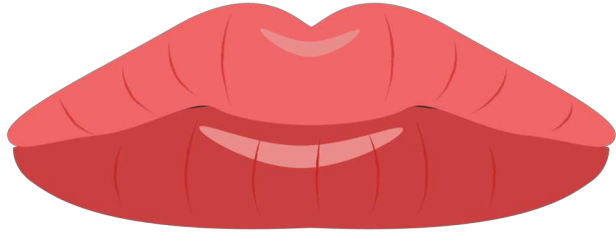
P



Speechy Musings



W




Speechy Musings




M



Speechy Musings




Y



D

Speechy Musings




N

Speechy Musings




T

Speechy Musings




K

Speechy Musings



F

Speechy Musings



G

Speechy Musings



Speechy Musings




J




Speechy Musings



SH



Speechy Musings



CH



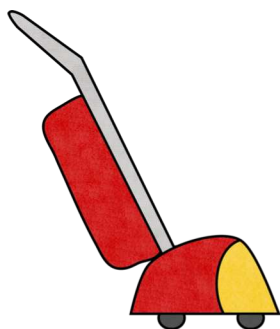
Speechy Musings



L



Speechy Musings



V




Speechy Musings




R

Speechy Musings



AY



I

Speechy Musings

Speechy Musings



EE



OO

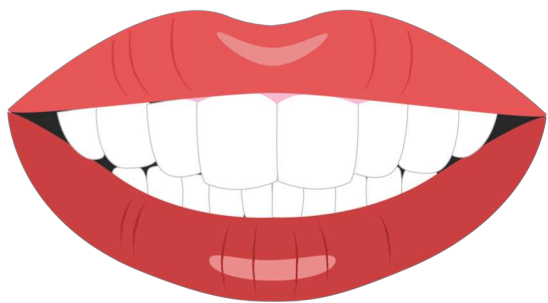
Speechy Musings

Speechy Musings




OH

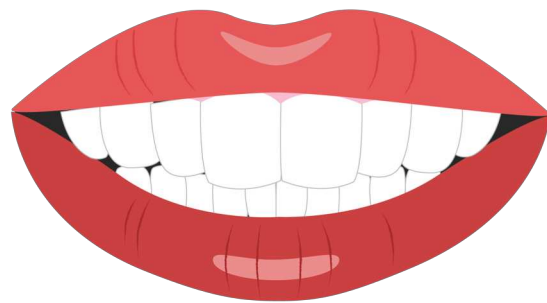
**LONG
VOWELS**



Speechy Musings



S




Speechy Musings



Z



Speechy Musings



TH



**SPEECH
SOUNDS**

CUE CARDS



Name: _____

Trace the f's. Cut and paste more letters to make words.

f



f



f



f



f



f



© From the Pond

og an ed at

ox ix

Name: _____

Word Bank

phone

photo

trophy

dolphin

Find the word from the word bank that describes each picture.
Use your neatest handwriting to write that word under each picture.



This week, we are learning about Manta-Rays. Use the picture, and the words below to write an information report on sea lions.



? What type of animal is it?

Large ray

👁👁 What does it look like?

large wings white

black fur grey spine

🏠 Where does it live?

beach ocean

🍴🍽 What does it eat?

Tiny plankton

MY Hundreds Chart

NAME: _____

DATE: _____

1	2	3	4	5	6	7	8	9	10
11	12	13	14	15	16	17	18	19	20
21	22	23	24	25	26	27	28	29	30
31	32	33	34	35	36	37	38	39	40
41	42	43	44	45	46	47	48	49	50
51	52	53	54	55	56	57	58	59	60
61	62	63	64	65	66	67	68	69	70
71	72	73	74	75	76	77	78	79	80
81	82	83	84	85	86	87	88	89	90
91	92	93	94	95	96	97	98	99	100

My Hundreds Chart

NAME: _____

DATE: _____

Color-by-Code - Multiply by 1


Directions: 1. Color the picture using the code below.


2. Cut out the picture and then write your name on the back.

3. Apply glue to the entire glue area.

4. Bend the paper to make a cylinder and overlap the edge to make contact with the glue.

Red: 7, 1 Green: 9, 5 Blue: 11, 4 Yellow: 8, 2 Orange: 12, 6, 10 Pink: 3



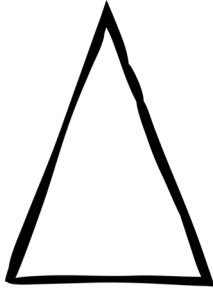


Place that Shape!

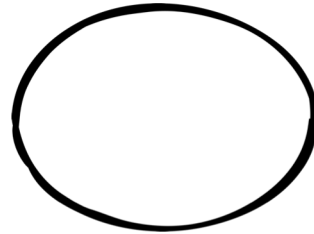
Name: _____



Read and follow the directions in each box.


Draw a  **above** the .




Draw a  beside the .





Draw a  at the bottom of the .





Draw a  below the .



Draw a  to the left of the .




Draw a  to the right of the .



Following Directions:
Beach

Name: _____

Follow the directions to complete the picture. Then color the picture.



1. Draw an umbrella **in** the sand.
2. Draw a towel **under** the umbrella.
3. Draw bird flying **over** the palm trees.
4. Draw a crab **between** the towel and the water.
5. Draw the sun in the **top right** corner.
6. Draw a raft **in front of** the tug boat.