





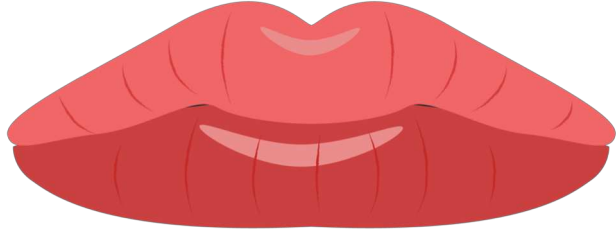


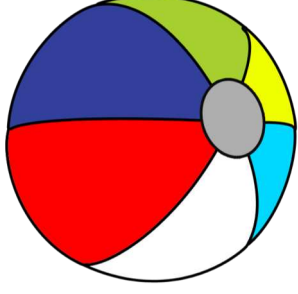
My Home Learning Book!







Speechy Musings




B




Speechy Musings



H



Speechy Musings




P



Speechy Musings



W




Speechy Musings




M



Speechy Musings




Y



D

Speechy Musings




N

Speechy Musings



T

Speechy Musings




K

Speechy Musings



F

Speechy Musings



G

Speechy Musings



Speechy Musings




J




Speechy Musings



SH



Speechy Musings



CH



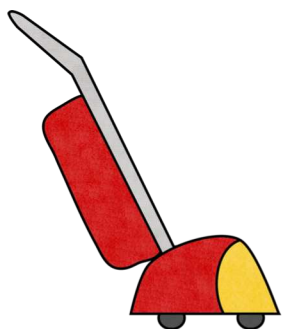
Speechy Musings



L



Speechy Musings



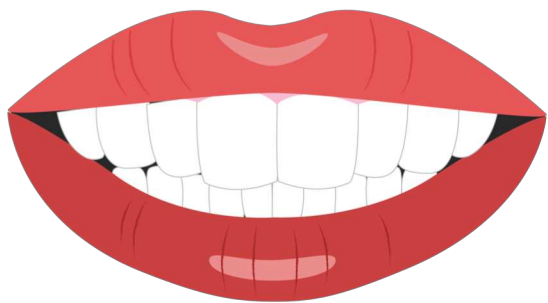
V




Speechy Musings



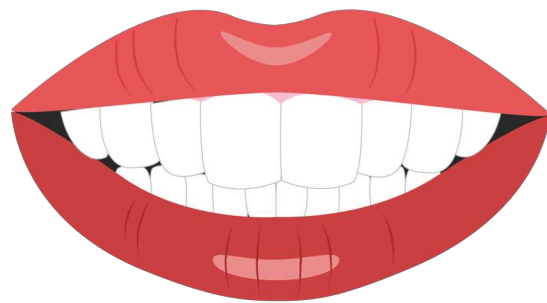
R



Speechy Musings



S




Speechy Musings



Z



Speechy Musings



TH




**SPEECH
SOUNDS**


CUE CARDS



Speechy Musings



AY



I

Speechy Musings

Speechy Musings



EE

Speechy Musings



OO

Speechy Musings



OH

**LONG
VOWELS**

SH - BEGINNING *or* END?



To play: Put your game marker on start and roll a die. Each time you land on a picture, say what it is and highlight whether the sh sound is at the beginning or end of the word. Make a path going \longleftrightarrow and \updownarrow .

SH - BEGINNING *or* END?




shop



shoes



sheep



shark



smash



shovel



eyelash



fish



shell

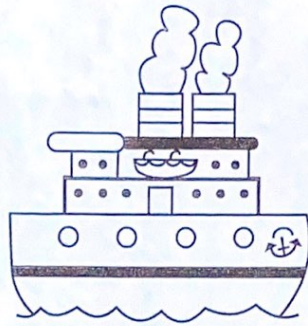


brush



wash

sh



ship



sheep




shower



shop

Trace and write 'sh'

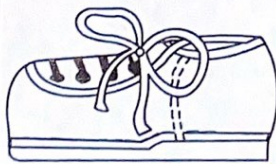

sh



sh



Say the word for each picture.
If you hear 'sh', colour
the picture.




Draw four things that you
could find in a toy shop.

Sound Cut Up


Sheet 1

Cut out the sounds
and create the
words to match
the pictures.


t	a	c	s	e	n
g	p	i	b	u	d




--	--	--




--	--	--







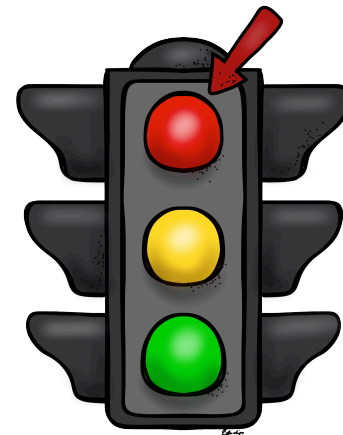


--	--	--



--	--	--



Students read the CVC word and
then place it on the matching
picture.



beg

pen

red

net

bed

hem

men

hen

jet

This week, we are learning about seagulls. Use the picture, and the words below to write an information report on sea lions.



? What type of animal is it?

Mammal
seal

👁👁 What does it look like?

whiskers grey white

brown fur flippers



Where does it live?

beach ocean North
America



What does it eat?

fish squid octopus

MY Hundreds Chart

NAME: _____

DATE: _____

1	2	3	4	5	6	7	8	9	10
11	12	13	14	15	16	17	18	19	20
21	22	23	24	25	26	27	28	29	30
31	32	33	34	35	36	37	38	39	40
41	42	43	44	45	46	47	48	49	50
51	52	53	54	55	56	57	58	59	60
61	62	63	64	65	66	67	68	69	70
71	72	73	74	75	76	77	78	79	80
81	82	83	84	85	86	87	88	89	90
91	92	93	94	95	96	97	98	99	100

My Hundreds Chart

NAME: _____

DATE: _____

Subtraction to 10

Cut out the numbers and glue them next to the matching equation.



6

-

2

=



5

-

5


=

7

-

4

=



9

-

3

=



10

-

9

=



9

-

4

=

8

-

6

=



3

6

1

4

2

5

0

Name: _____

Laurie Kraus 2016




Time for
School!


Color by
Subtraction

- 3 – BROWN
- 4 – GREEN
- 5 – YELLOW
- 6 – RED
- 7 – BLUE
- 8 – PINK
- 9 – BLACK
- 10 – PEACH

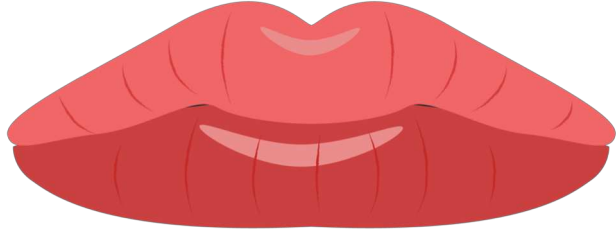
*You can choose
any colors for
empty spaces..



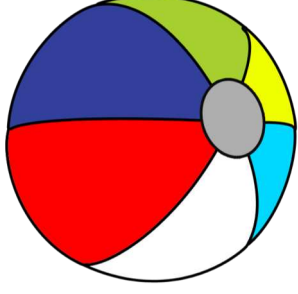
Subtracting with
digits 0-10



Tuesday Activities



Speechy Musings




B




Speechy Musings



H



Speechy Musings



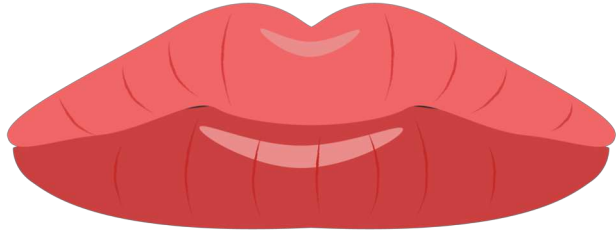
P



Speechy Musings



W




Speechy Musings




M



Speechy Musings




Y



D

Speechy Musings




N

Speechy Musings



T

Speechy Musings




K

Speechy Musings



F

Speechy Musings



G

Speechy Musings



Speechy Musings




J




Speechy Musings



SH



Speechy Musings



CH



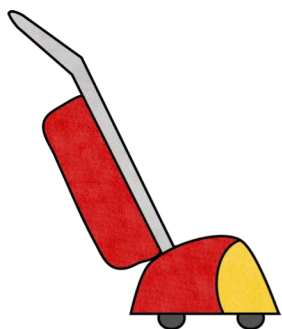
Speechy Musings



L



Speechy Musings



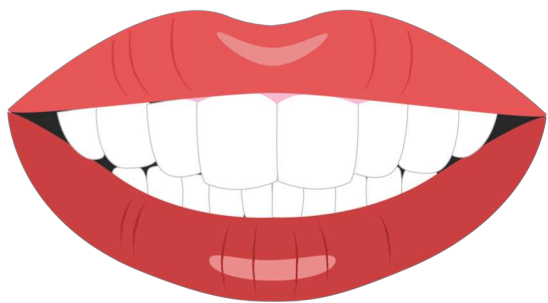
V




Speechy Musings



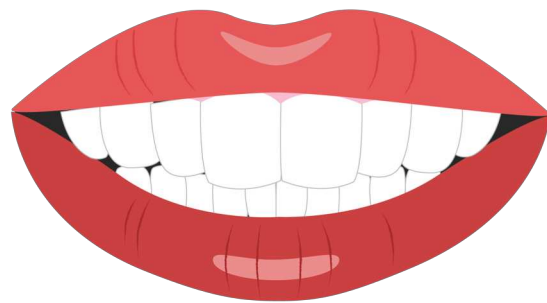
R



Speechy Musings



S




Speechy Musings



Z



Speechy Musings



TH

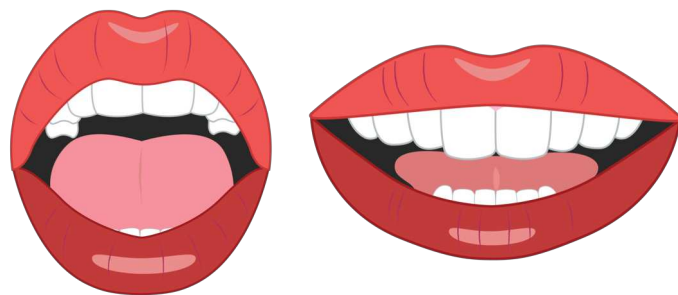



**SPEECH
SOUNDS**

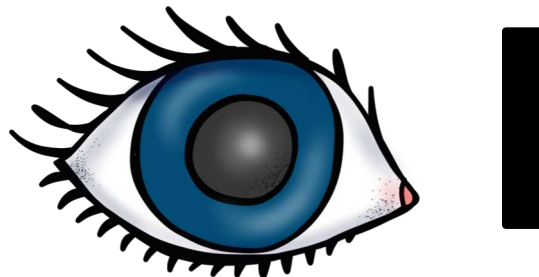
CUE CARDS



Speechy Musings




Speechy Musings



Speechy Musings



Speechy Musings



Speechy Musings

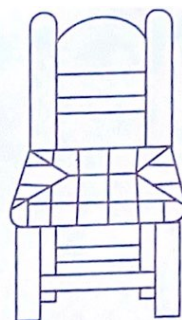


**LONG
VOWELS**

ch




chickens



chair

Trace and write 'ch'



cheese

ch



children

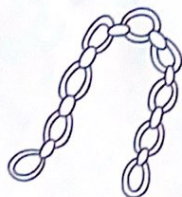
ch



Add 'ch' to make new words.



wat _ _




_ _ ain




lun _ _

The eggs have hatched.
Draw a chicken
for each egg.



CH - BEGINNING or END?


START



To play: Put your game marker on start and roll a die. Each time you land on a picture, say what it is and highlight whether the ch sound is at the beginning or end of the word. Make a path going \longleftrightarrow and \updownarrow .

© Teaching Trove 2020


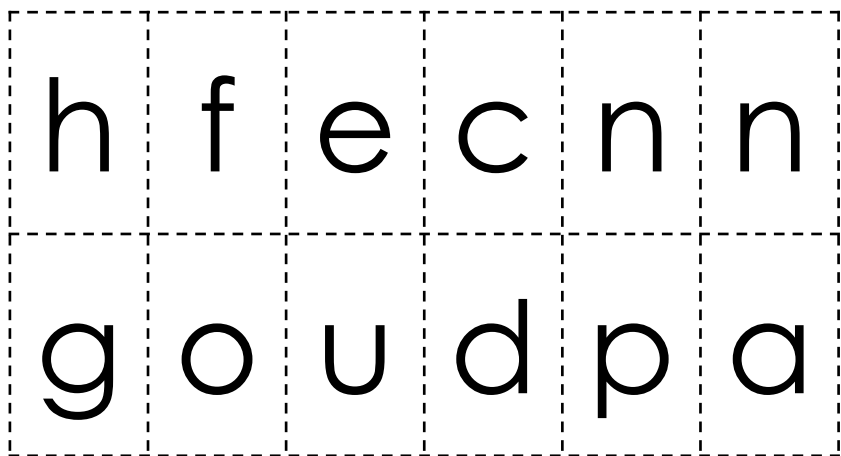
CH - BEGINNING or END?




Sound Cut Up

Sheet 2


Cut out the sounds
and create the
words to match
the pictures.




--	--	--



--	--	--



--	--	--



--	--	--

Suggestions for playing:

Option A (more competitive)

In a small group setting, give each student at the table a copy of the same board (CVC Words, for example).

Give each student a small playing piece (mini eraser, math cube, etc.).


Pair students so that they can “race”. Students start reading their board at the same time. Teacher listens and corrects any misreads.

Option B (less competitive)

Each student works alone in small group, large group, or reading centers. The student will place a small playing piece on their board and then “race” to see how quickly they can read all of the words.

Race to the Finish!

CVC Words



START

cat

dog

bat

dot

bet

kit

mat

mad

sun

log

set

fun

pit

top

rim

tan

fin

red

rod

pin

pan

cot

cut

bit

but

ran

lot

tub

pup

sit

pat

tip

pet

get

big

fit

bog

pot

rat

ten

hop

fat

leg

wet

hog

rip

map

lap




tin

man

win

END

Go!



This week, we are learning about seagulls. Use the picture, and the words below to write an information report on sea lions.



? What type of animal is it?

Mammal
seal

👁👁 What does it look like?

whiskers grey white

brown fur flippers

🏠 Where does it live?

beach ocean North
America

🍴🍽 What does it eat?

fish squid octopus

MY Hundreds Chart

NAME: _____

DATE: _____

1	2	3	4	5	6	7	8	9	10
11	12	13	14	15	16	17	18	19	20
21	22	23	24	25	26	27	28	29	30
31	32	33	34	35	36	37	38	39	40
41	42	43	44	45	46	47	48	49	50
51	52	53	54	55	56	57	58	59	60
61	62	63	64	65	66	67	68	69	70
71	72	73	74	75	76	77	78	79	80
81	82	83	84	85	86	87	88	89	90
91	92	93	94	95	96	97	98	99	100

My Hundreds Chart

NAME: _____

DATE: _____

Subtraction to 10

Cut out the numbers and glue them next to the matching equation.



8

-

5

=



6

-

0

=

9

-

1

=



4

-

2

=



10

-

5

=

7

-

6

=



8

-

1

=



8

6

3

7

2






1

5

Name: _____

INSECT PATTERNS

Cut and paste the images at the bottom of the page to complete the patterns.



Name: _____

Laurie Kraus 2016




Time for
School!

Color by
Subtraction

- 3 – BROWN
- 4 – GREEN
- 5 – YELLOW
- 6 – RED
- 7 – BLUE
- 8 – PINK
- 9 – BLACK
- 10 – PEACH

*You can choose
any colors for
empty spaces..



Subtracting with
digits 0-20


Tricky Words

Before you read this text please practise these tricky words with an adult.


this likes and eat

My Digraphs Reader


Chad Likes




Digraph Ch Reader




This is Chad.



Chad likes to chat
and chop.



Chad likes to chop.



Chad likes to chat.



Chad likes chips.



Chad likes to chat
and eat chips.



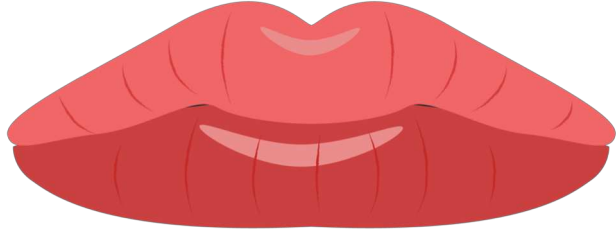
Wednesday Activities

Wellbeing Wednesday

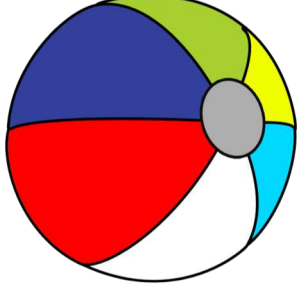
Physical	Emotional	Social	Cognitive	Spiritual
Make up your own dance to your favourite song. Perform it for your family.	Draw a picture and colour it in.	Make a 'telephone' out of plastic cups and string - see if you can have a conversation with your siblings using it.	Complete a directed drawing on YouTube Art hub for kids.	Participate in a yoga, Pilates or meditation session. There are some available on YouTube or you create your own.
Time yourself completing push ups, sit ups, squats, star jumps and other exercises for 1 minute. Which exercise can you do the most of within the time frame?	Tidy your bedroom	Make up a song with your siblings. Perform it for your family.	Create a board game to play with your family.	sing your favourite song to a pet or a toy.
Go on Youtube and complete some Just Dance activities	Read a story with a family member or pet.	Make a card for a friend you are missing from school.	Make an art piece using sustainable items.	Go on a nature walk, plant some seeds, listen to some birdsong or do some weeding.
Go for a bike ride or walk with your family.	Help mum and dad out with some house work.	Play a board game with your family members.	Build a sea creature out of lego.	Make a list of your favourite 10 things to do.
Play your favourite sport in the backyard.	make your favourite dinner with mum and dad.	Take a picture of something you love doing and share it with your class on Google classroom.	Complete a jigsaw puzzle.	Watch the sun rise or the sun set.



Thursday Activities



Speechy Musings




B




Speechy Musings



H



Speechy Musings



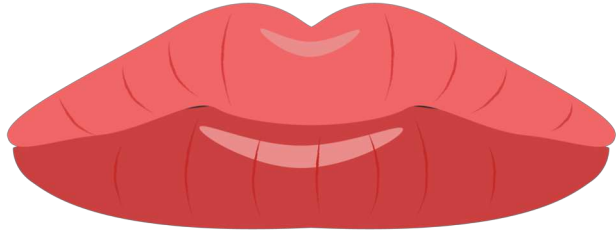
P



Speechy Musings



W




Speechy Musings




M



Speechy Musings




Y



D

Speechy Musings




N

Speechy Musings



T

Speechy Musings




K

Speechy Musings



F

Speechy Musings



G

Speechy Musings



Speechy Musings




J




Speechy Musings



SH



Speechy Musings



CH



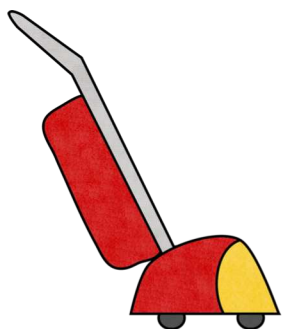
Speechy Musings



L



Speechy Musings



V

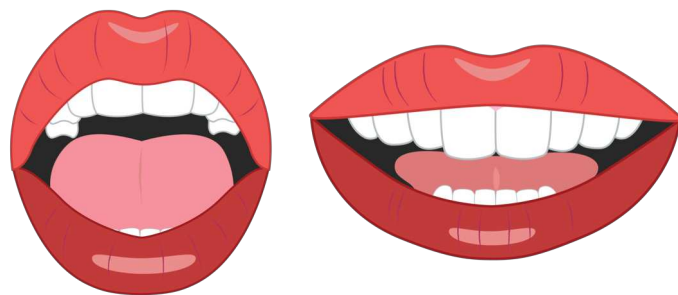



Speechy Musings

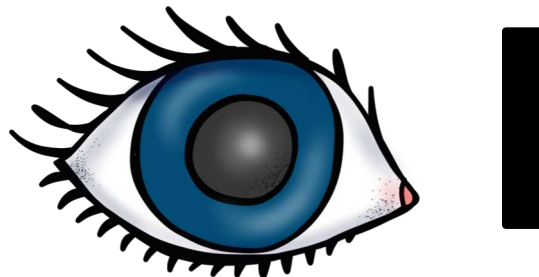


R

Speechy Musings




Speechy Musings



Speechy Musings



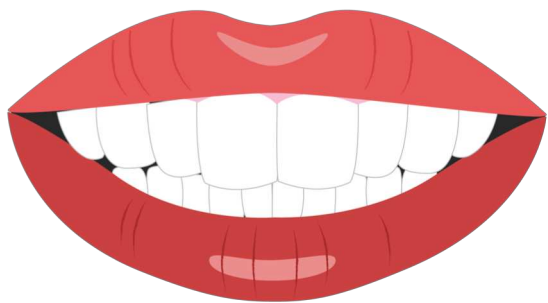
Speechy Musings




Speechy Musings



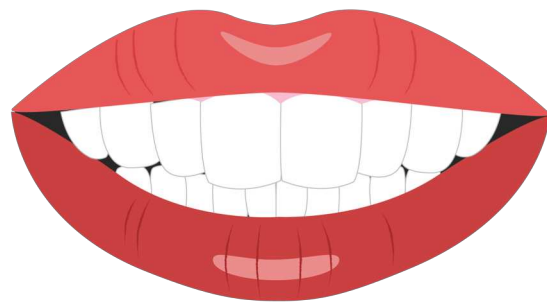
**LONG
VOWELS**



Speechy Musings



S




Speechy Musings




Z



Speechy Musings



TH



**SPEECH
SOUNDS**

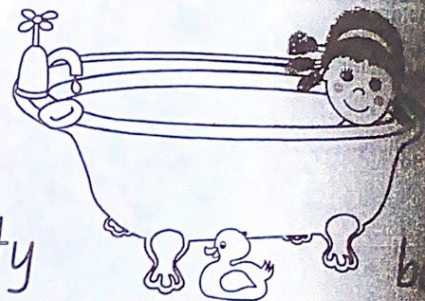
CUE CARDS



th

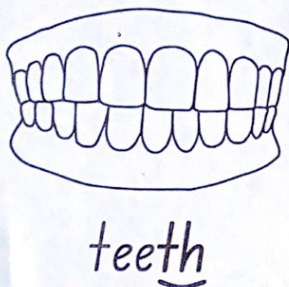

30

thirty





Trace and write 'th'

th




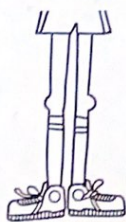
th



moth thimble

thunder thin


Read the words in the box.
Write the correct word
in the shape below.



Draw a boy brushing his
teeth with a toothbrush.



TH - BEGINNING or END?



To play: Put your game marker on start and roll a die. Each time you land on a picture, say what it is and highlight whether the th sound is at the beginning or end of the word. Make a path going \longleftrightarrow and \updownarrow .

TH - BEGINNING or END?



south



thumb



throne



mouth



thorn



tooth



bath



moth



think

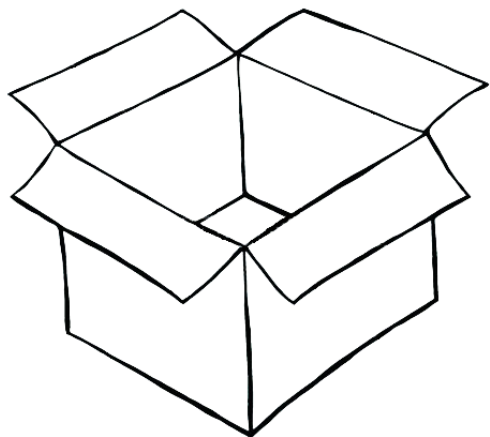
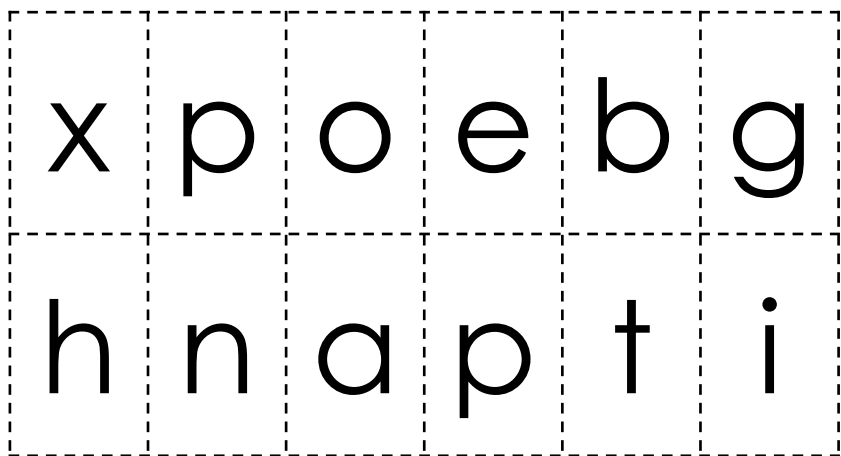
30

thirty

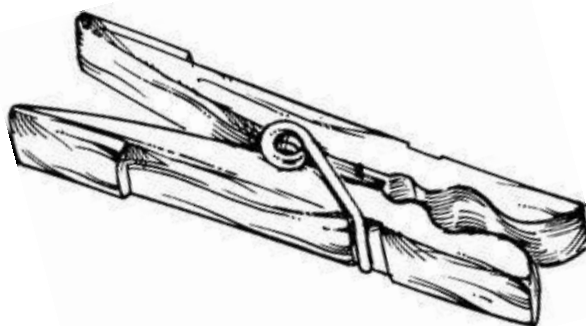
Sound Cut Up

Sheet 3

Cut out the sounds and create the words to match the pictures.




--	--	--



--	--	--




--	--	--



--	--	--

Race to the Finish!

Beginning Blends



START

play

flop

clap

trim

flip

stem

frog

grim

clan

brag

trap

drop

grip

drip

grab

plum

swim

flap

spit

crab

slug

flat

crib

flag

twin

glad

drum

smog

clip

prop

stub

sled

plug

snap

gram

slam

spot

crop

drag

cram

prim

twig

spun

slap

skid

plan

clam




slip

plus

snug

stop

END



This week, we are learning about seagulls. Use the picture, and the words below to write an information report on sea lions.



? What type of animal is it?

Mammal
seal

👁👁 What does it look like?

whiskers grey white

brown fur flippers

🏠 Where does it live?

beach ocean North
America

🍴🍽️ What does it eat?

fish squid octopus

MY Hundreds Chart

NAME: _____

DATE: _____

1	2	3	4	5	6	7	8	9	10
11	12	13	14	15	16	17	18	19	20
21	22	23	24	25	26	27	28	29	30
31	32	33	34	35	36	37	38	39	40
41	42	43	44	45	46	47	48	49	50
51	52	53	54	55	56	57	58	59	60
61	62	63	64	65	66	67	68	69	70
71	72	73	74	75	76	77	78	79	80
81	82	83	84	85	86	87	88	89	90
91	92	93	94	95	96	97	98	99	100


My Hundreds Chart


NAME: _____


DATE: _____


Subtraction to 10


Cut out the numbers and glue them next to the matching equation.


 $8-4 = \square$


 $5-5 = \square$


 $7-5 = \square$

 $10-2 = \square$

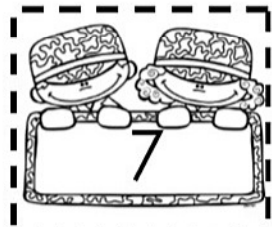



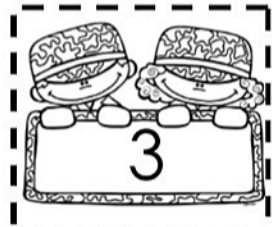
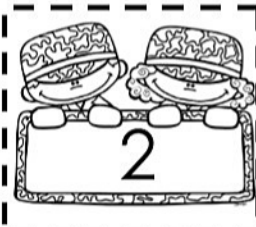

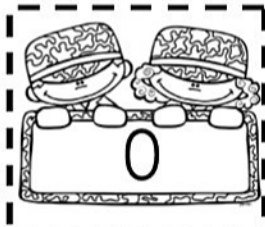
 $9-2 = \square$

 $6-1 = \square$

 $10-4 = \square$

 $10-7 = \square$

Olivia Walker Worksheets: <http://www.teacherspayteachers.com/Store/Olivia-Walker>





Name: _____

Color by Subtraction

- 2 - RED
- 3 - BROWN
- 4 - GREEN
- 5 - YELLOW
- 6 - PURPLE
- 7 - BLUE
- 8 - PINK
- 9 - BLACK
- 10 - PEACH

*You can choose any colors for empty spaces..

Subtracting with digits 0-10




Name: _____

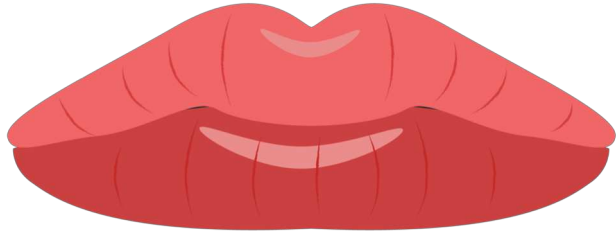
Date: _____

I can make an AB pattern.

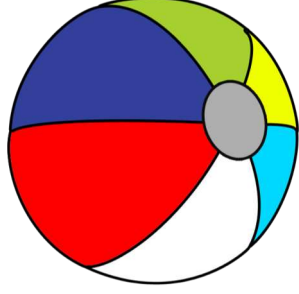
--	--	--	--	--	--	--	--	--







Speechy Musings



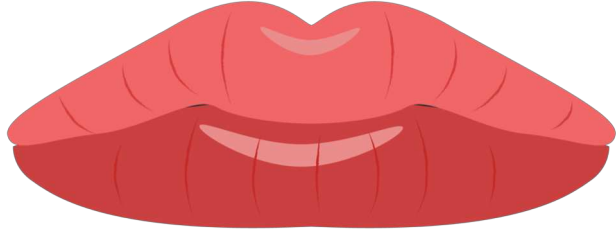
B




Speechy Musings



H



Speechy Musings



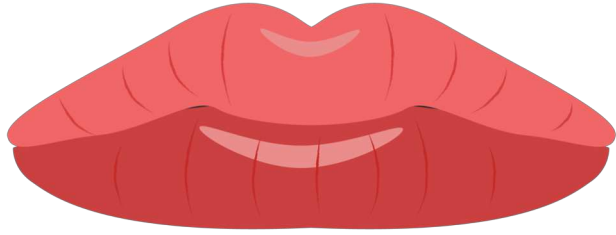
P



Speechy Musings



W




Speechy Musings




M



Speechy Musings




Y



D

Speechy Musings




N

Speechy Musings



T

Speechy Musings




K

Speechy Musings



F

Speechy Musings



G

Speechy Musings



Speechy Musings




J




Speechy Musings



SH



Speechy Musings



CH



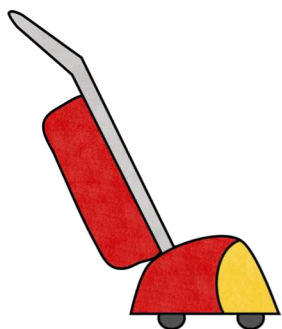
Speechy Musings



L



Speechy Musings



V




Speechy Musings




R

Speechy Musings



AY



I

Speechy Musings

Speechy Musings



EE

Speechy Musings



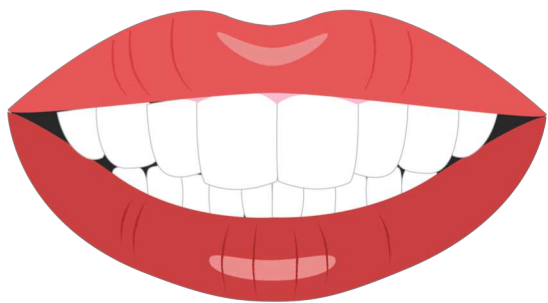
OO

Speechy Musings




OH

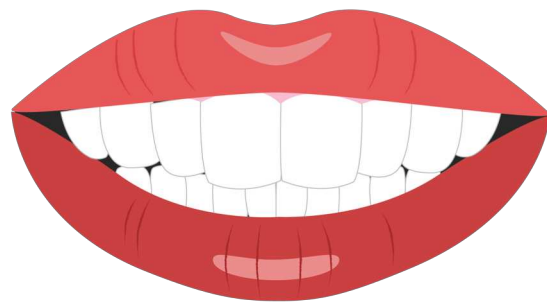
**LONG
VOWELS**



Speechy Musings



S




Speechy Musings



Z



Speechy Musings



TH




**SPEECH
SOUNDS**

CUE CARDS




wh



whale



whip



wheel

Trace and write 'wh'

wh



whistle

wh



Write the correct word.

wheel whale



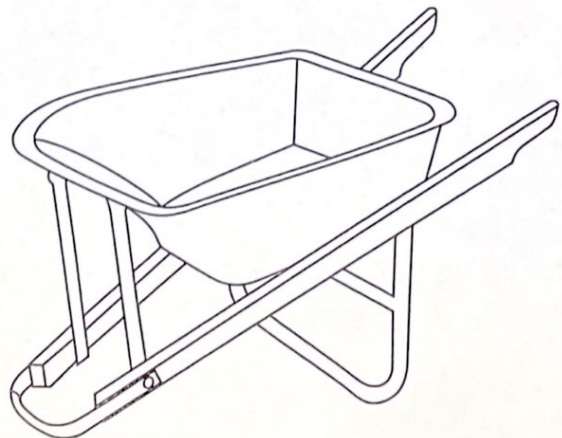
A _____
lives in the sea.

whistle when




I can _____
with my lips.

Draw a wheel for
the wheelbarrow.
Put some grass in
the wheelbarrow.



TH or WH?



To play: Put your game marker on start and roll a die. Each time you land on a picture, decide whether it begins with th or wh then write the digraph in the correct place. Stop when one column is completed.

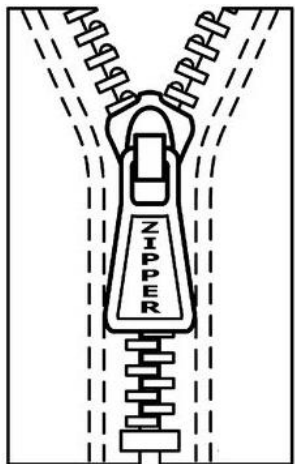
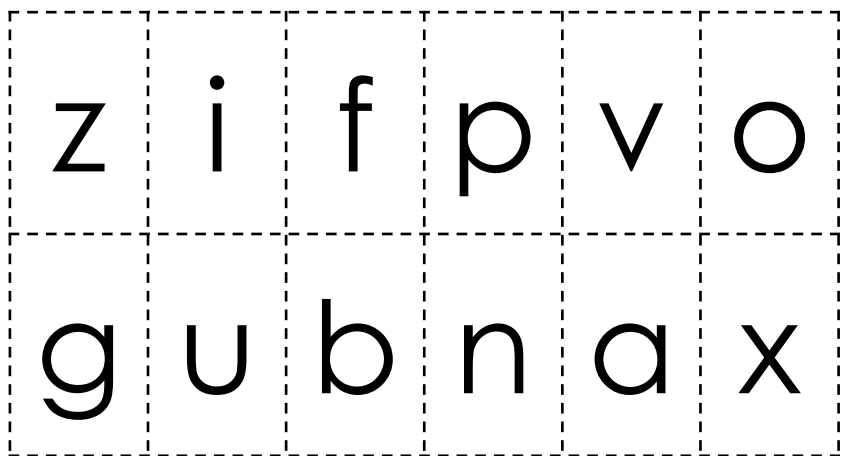
TH or WH?




Sound Cut Up

Sheet 4


Cut out the sounds and create the words to match the pictures.




--	--	--



--	--	--




--	--	--



--	--	--

Race to the Finish!

Ending Blends



START

nest

wild

cold

rust

want

fist

sink

mold

soft

mild

bank

past

mist

lost

bent

band

dust

west

desk

lamp

golf

old

task

gold

gust

most

hunt

fold

rent

last

tent

ask

sold

best

pant

must

bump

pond

sent

went

list

ant

cost

cast

told

vest

post



raft

cent

ramp

belt

END



This week, we are learning about seagulls. Use the picture, and the words below to write an information report on sea lions.



? What type of animal is it?

Mammal
seal

👁👁 What does it look like?

whiskers grey white

brown fur flippers

🏠 Where does it live?

beach ocean North
America

🍴🍽 What does it eat?

fish squid octopus

MY Hundreds Chart

NAME: _____

DATE: _____

1	2	3	4	5	6	7	8	9	10
11	12	13	14	15	16	17	18	19	20
21	22	23	24	25	26	27	28	29	30
31	32	33	34	35	36	37	38	39	40
41	42	43	44	45	46	47	48	49	50
51	52	53	54	55	56	57	58	59	60
61	62	63	64	65	66	67	68	69	70
71	72	73	74	75	76	77	78	79	80
81	82	83	84	85	86	87	88	89	90
91	92	93	94	95	96	97	98	99	100

My Hundreds Chart

NAME: _____

DATE: _____



Name: _____

Color by Subtraction

- 2 - RED
- 3 - BROWN
- 4 - GREEN
- 5 - YELLOW
- 6 - PURPLE
- 7 - BLUE
- 8 - PINK
- 9 - BLACK
- 10 - PEACH


*You can choose any colors for empty spaces..


Subtracting with digits 0-20




Subtraction to 10


Cut out the numbers and glue them next to the matching equation.



 $10 - 7 =$


 $9 - 8 =$



 $7 - 7 =$


 $8 - 1 =$



 $8 - 6 =$


 $5 - 1 =$


 $9 - 3 =$


 $7 - 2 =$

Olivia Walker Worksheets: <http://www.teacherspayteachers.com/Store/Olivia-Walker>




Name: _____

Date: _____

I can make an ABC pattern.

--	--	--	--	--	--	--	--	--




Tricky Words

Before you read this text please practise these tricky words with an adult.


am to like at the

My Digraphs Reader

At The Beach




Ending Digraph Ch Reader




I am at the beach.




I like to munch at
the beach.



I like to munch on a
bunch.



I like to munch at
the beach.



I like to munch and
munch.



I like to munch on
lunch.