




# My Home Learning Book!




My name is:

Term 4

Week 2 Booklet





Aa



Bb



Cc



Dd



Ee



Ff



Gg



Hh



Ii



Jj



Kk



Ll



Mm



Nn



Oo



Pp



Qq



Rr



Ss



Tt



Uu



Vv



Ww



Xx



Yy



Zz




ALPHABET

Name \_\_\_\_\_


ie

# I Can Read!


tie




cries




fries




dries




flies




spies



pie



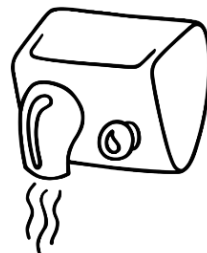


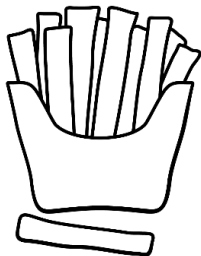
lie



© Miss Giraffe

Read  
the  
words.

Match  
the  
picture  
to the  
word.








Name \_\_\_\_\_


# Secret Word



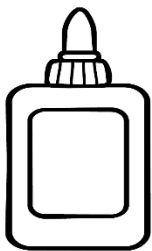
**Directions:** Build each word. Use the letters you have left over to figure out the secret word.

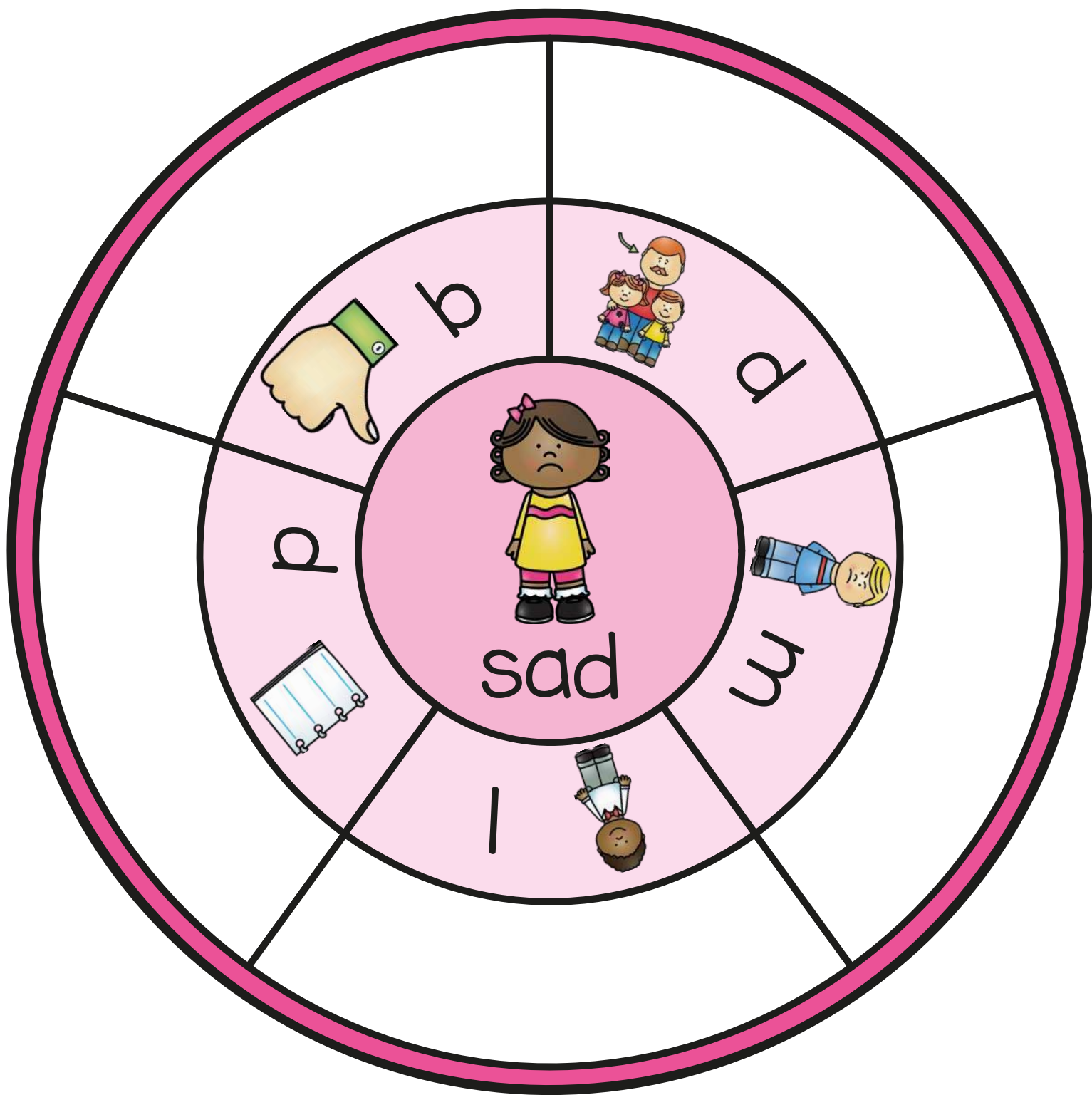
Picture	Build	Write
	<div><div></div><div></div><div></div></div>	
	<div><div></div><div></div><div></div></div>	
	<div><div></div><div></div><div></div><div></div></div>	
	<div><div></div><div></div><div></div><div></div></div>	

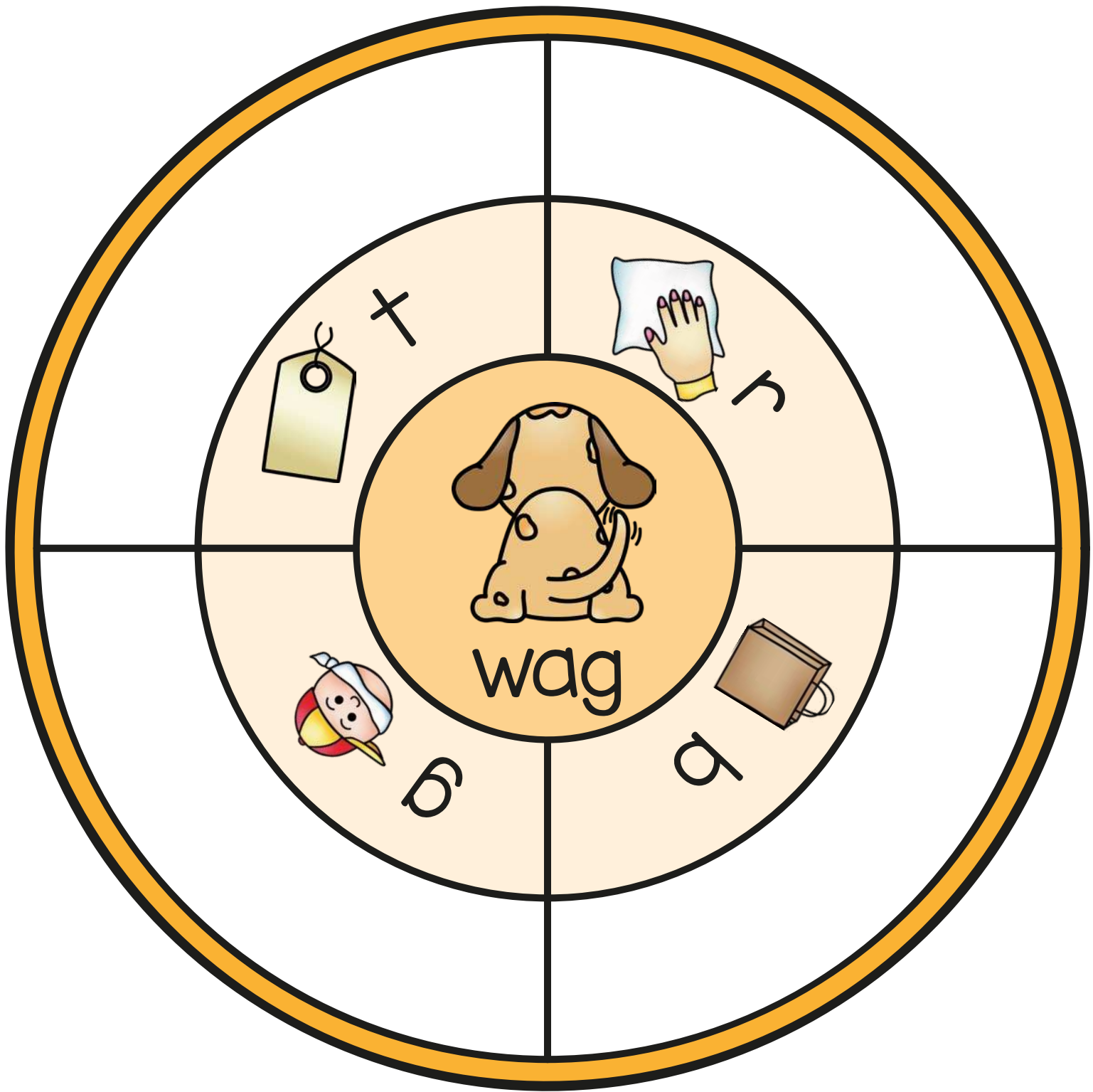
© Miss Giraffe

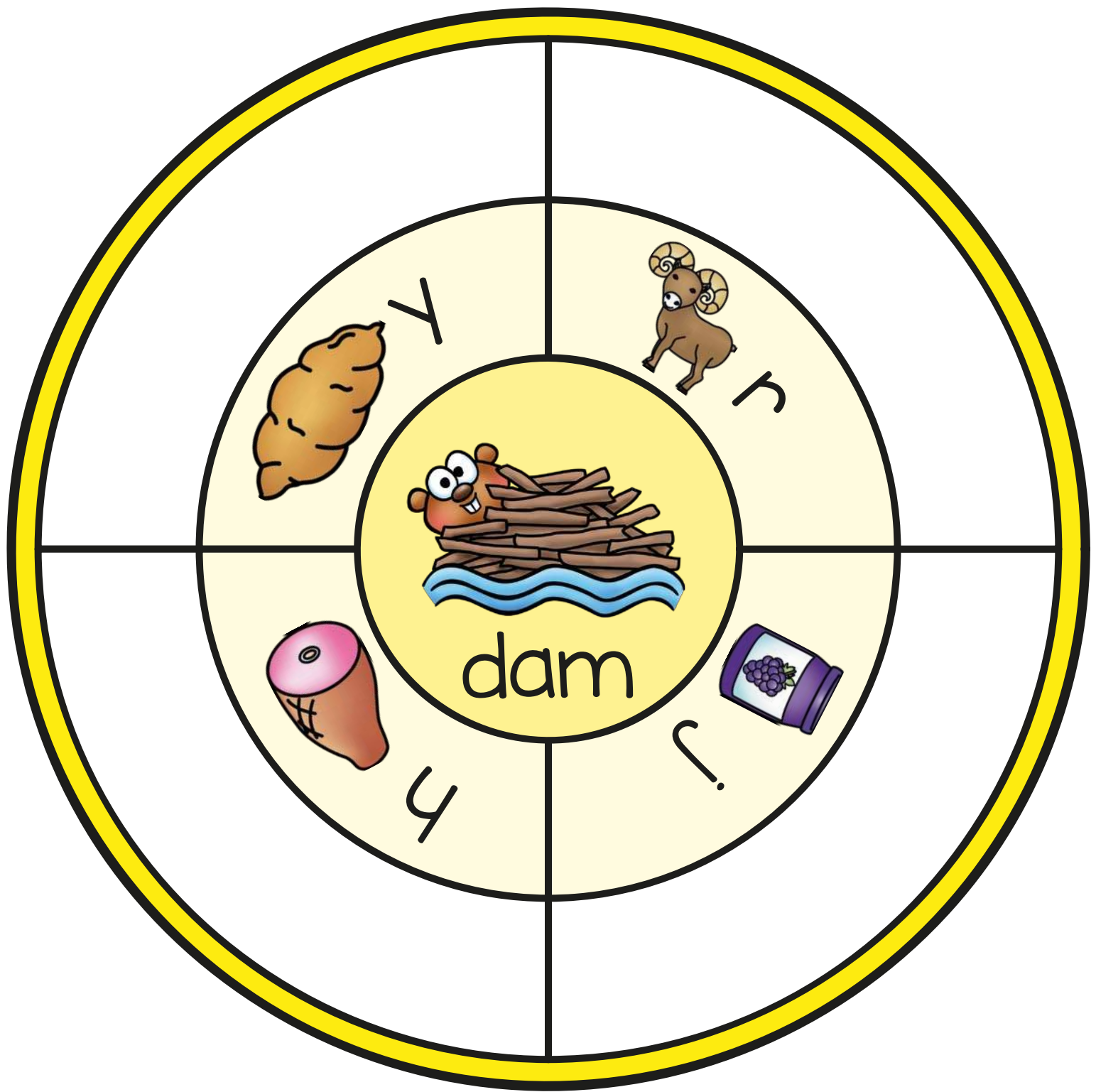


i	e	p	c	r	e	i	i
s	e	f	l	i	t	s	e









This week, we are learning about Jellyfish. Use the picture, and the words below to write an information report on Jellyfish.



? What type of animal is it?

Marine animal porpoise

👁👁 What does it look like?

Toothed whale long, sharp tusk

Grey blubber flippers

🏠 Where does it live?

arctic water arctic rivers

🍴🍽 What does it eat?

shrimp arctic cod squid



# MY Hundreds Chart

NAME: \_\_\_\_\_

DATE: \_\_\_\_\_

1	2	3	4	5	6	7	8	9	10
11	12	13	14	15	16	17	18	19	20
21	22	23	24	25	26	27	28	29	30
31	32	33	34	35	36	37	38	39	40
41	42	43	44	45	46	47	48	49	50
51	52	53	54	55	56	57	58	59	60
61	62	63	64	65	66	67	68	69	70
71	72	73	74	75	76	77	78	79	80
81	82	83	84	85	86	87	88	89	90
91	92	93	94	95	96	97	98	99	100



# My Hundreds Chart


NAME: \_\_\_\_\_

DATE: \_\_\_\_\_



Name: \_\_\_\_\_

# Picture Addition Fun


Use the pictures to solve the addition questions.




$$\underline{\quad} + \underline{\quad} = \boxed{\quad}$$




$$\underline{\quad} + \underline{\quad} = \boxed{\quad}$$




$$\underline{\quad} + \underline{\quad} = \boxed{\quad}$$




$$\underline{\quad} + \underline{\quad} = \boxed{\quad}$$




$$\underline{\quad} + \underline{\quad} = \boxed{\quad}$$



$$\underline{\quad} + \underline{\quad} = \boxed{\quad}$$




$$\underline{\quad} + \underline{\quad} = \boxed{\quad}$$



$$\underline{\quad} + \underline{\quad} = \boxed{\quad}$$



Name: \_\_\_\_\_



# Friends of Ten Search

Highlight all of the equations that make ten.

$8+1$

$5+5$

$7+3$

$0+10$

$5+2$

$2+7$

$10+0$

$4+1$

$9+1$

$2+8$

$6+3$

$8+2$

$6+5$

$5+5$

$4+4$

$4+5$

$3+7$

$4+6$

$5+4$

$1+9$

$3+2$

$7+3$

$6+3$

$5+2$

$3+7$

$6+4$

$2+2$

$5+5$

$9+1$

$5+6$

Name: \_\_\_\_\_

Adding to 10



## Color by Addition

2 - RED

5 - BROWN

8 - BLUE

3 - PURPLE

6 - ORANGE

9 - BLACK

4 - YELLOW


7 - GREEN

10 - PEACH

\*YOU CAN CHOOSE COLORS FOR ANY EMPTY SPACES

# School is in Session!





Tuesday Activities

Aa



Bb



Cc



Dd



Ee



Ff



Gg



Hh



Ii



Jj



Kk



Ll



Mm



Nn



Oo



Pp



Qq



Rr



Ss



Tt



Uu



Vv



Ww



Xx



Yy



Zz




ALPHABET

Name \_\_\_\_\_


igh

# I Can Read!


fight




right




light




night




high




tight



thigh






flight



© Miss Giraffe

Read  
the  
words.

Match  
the  
picture  
to the  
word.








Name \_\_\_\_\_

# Secret Word



**Directions:** Build each word. Use the letters you have left over to figure out the secret word.

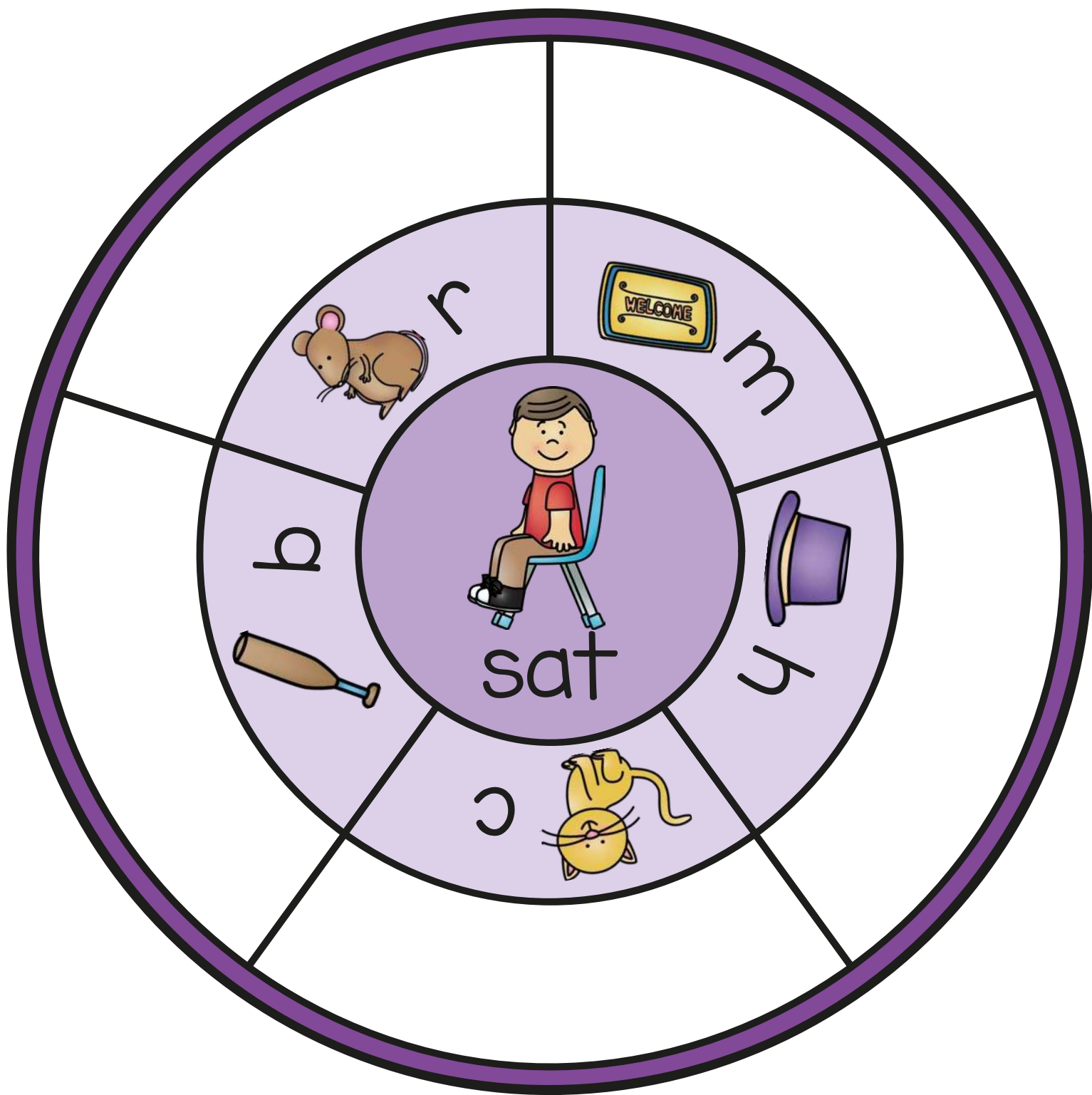
Picture	Build	Write
	<div></div> <div></div> <div></div>	
	<div></div> <div></div> <div></div>	
	<div></div> <div></div> <div></div>	
	<div></div> <div></div> <div></div>	

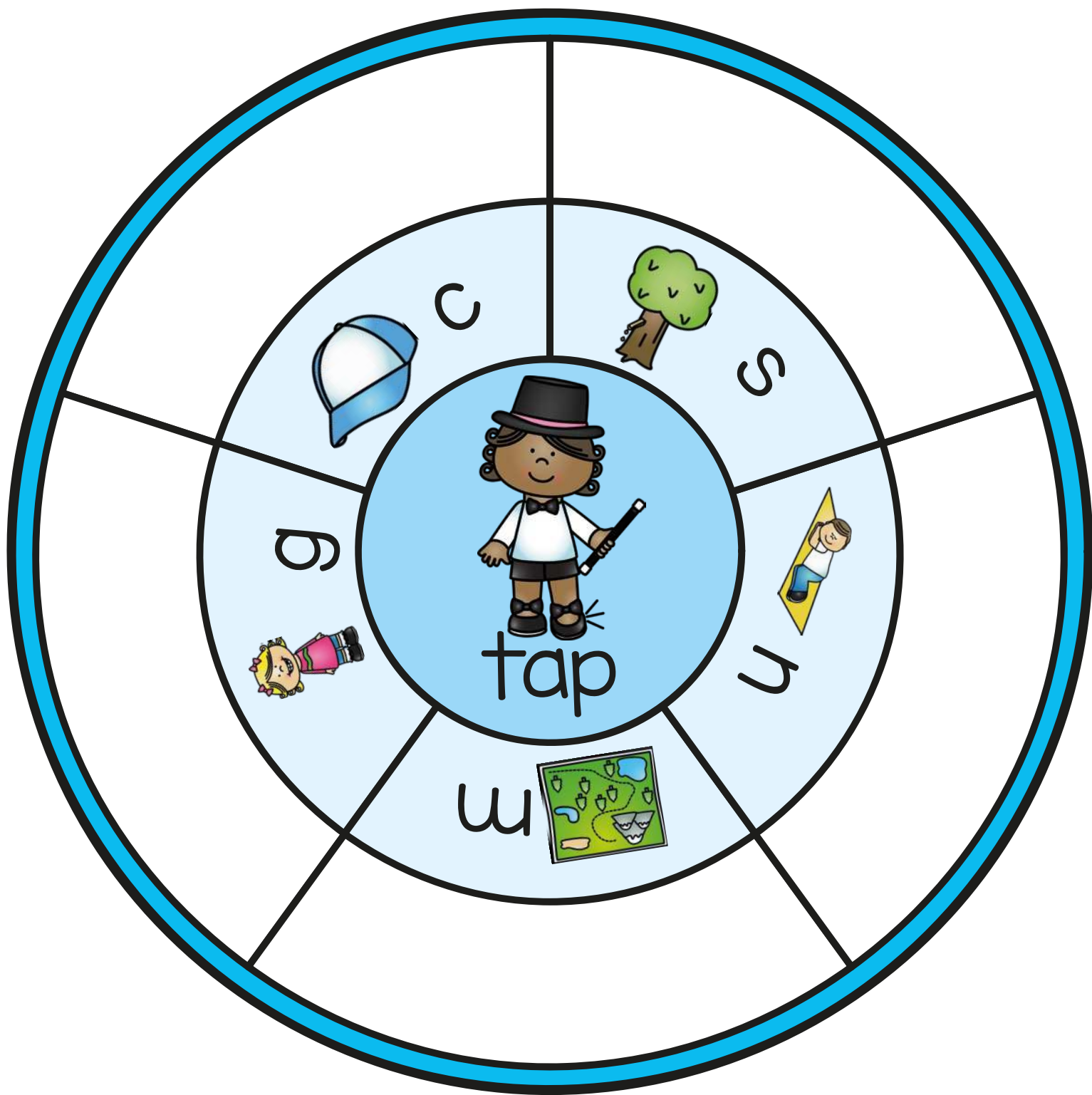
© Miss Giraffe

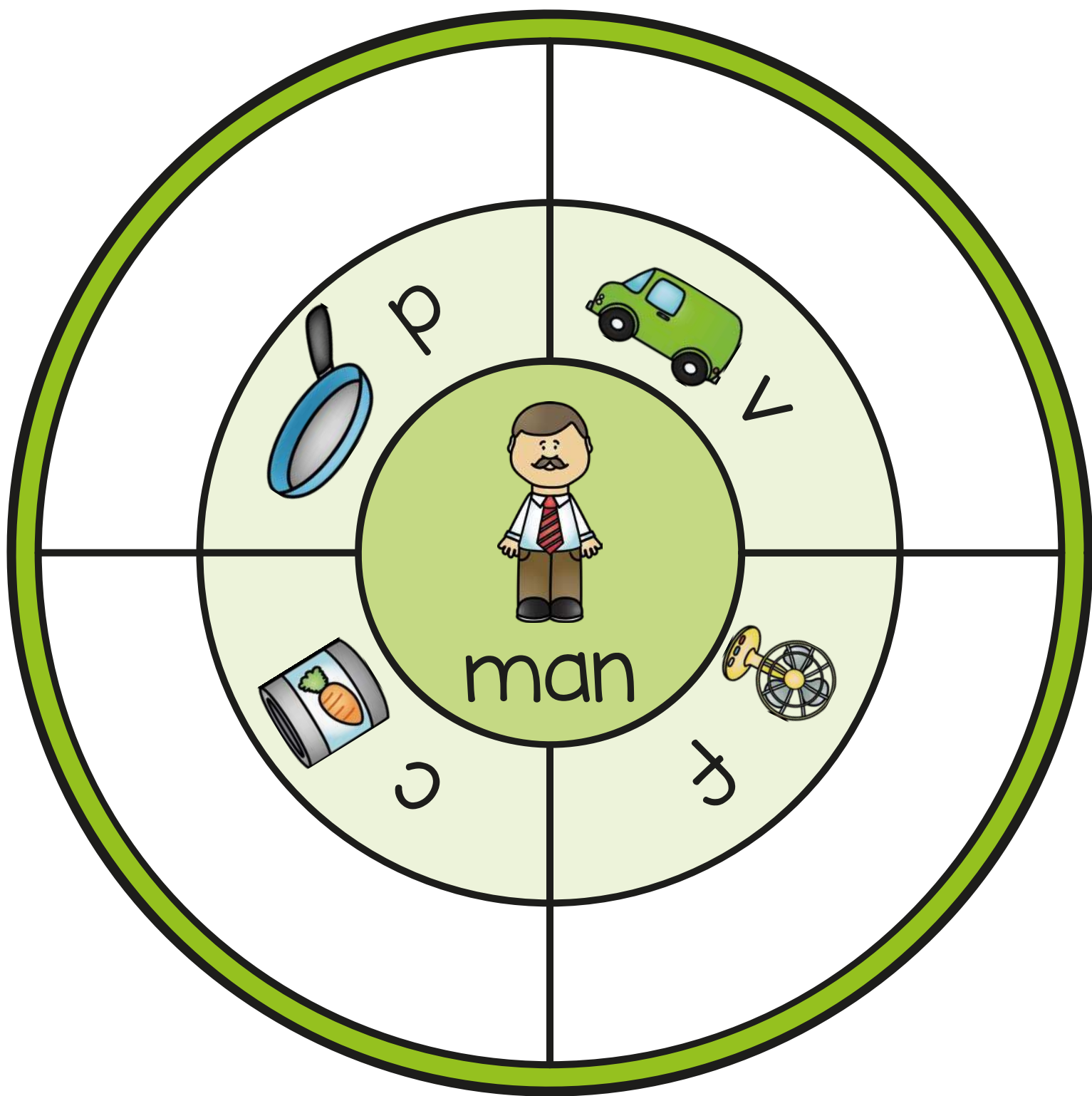


igh	igh	t	f	n	t
igh	igh	t	t	l	t









This week, we are learning about Jellyfish. Use the picture, and the words below to write an information report on Jellyfish.



? What type of animal is it?

Marine animal porpoise

👁️👁️ What does it look like?

Toothed whale long, sharp tusk

Grey blubber flippers

🏠 Where does it live?

arctic water arctic rivers

🍴🍽️ What does it eat?

shrimp arctic cod squid

---

---

---

---

---

---

---

---

---

---

---

---

---

# MY Hundreds Chart

NAME: \_\_\_\_\_

DATE: \_\_\_\_\_

1	2	3	4	5	6	7	8	9	10
11	12	13	14	15	16	17	18	19	20
21	22	23	24	25	26	27	28	29	30
31	32	33	34	35	36	37	38	39	40
41	42	43	44	45	46	47	48	49	50
51	52	53	54	55	56	57	58	59	60
61	62	63	64	65	66	67	68	69	70
71	72	73	74	75	76	77	78	79	80
81	82	83	84	85	86	87	88	89	90
91	92	93	94	95	96	97	98	99	100




# My Hundreds Chart

NAME: \_\_\_\_\_


DATE: \_\_\_\_\_


Name: \_\_\_\_\_


# Draw and Add




Draw some dots on the ladybugs' wings to help you solve the addition questions.




$$1 + 2 = \square$$




$$2 + 2 = \square$$




$$3 + 2 = \square$$




$$3 + 4 = \square$$




$$4 + 5 = \square$$



$$3 + 3 = \square$$



$$2 + 6 = \square$$



$$5 + 5 = \square$$




$$6 + 4 = \square$$


Name: \_\_\_\_\_

# Monkey Frames


Add different colored dots to the ten frames to match the addition question. Fill in the missing numbers.




© My Teaching Pal





\_\_\_ + \_\_\_ = \_\_\_





\_\_\_ + \_\_\_ = \_\_\_





\_\_\_ + \_\_\_ = \_\_\_





\_\_\_ + \_\_\_ = \_\_\_





\_\_\_ + \_\_\_ = \_\_\_




\_\_\_ + \_\_\_ = \_\_\_




\_\_\_ + \_\_\_ = \_\_\_




\_\_\_ + \_\_\_ = \_\_\_

Name: \_\_\_\_\_


Adding to 20


## Color by Addition

- 12 - BLACK
- 13 - BROWN
- 14 - GREEN
- 15 - YELLOW
- 16 - RED
- 17 - BLUE
- 18 - PINK
- 20 - PEACH


\*You can choose  
any colors for  
empty spaces..

# School Days





Wednesday Activities



# WELLBEING WEDNESDAY

<b>Physical</b>	Create your own obstacle course, dance routine or new game.	Spend some active time with your pets. Teach them some new tricks.	Design a new backyard game with modified equipment.
<b>Creative</b>	Make your own healthy treat. It could be fruit salad, a trail mix, muffin or slice.	Build your own pillow fort and spend some time in it with your siblings or teddies.	Listen to your favourite songs. Try and paint or draw how the music makes you feel.
<b>Nature</b>	Use natural materials to create an artwork.	Have a backyard picnic with some of your favourite picnic foods. You might even theme the event!	Go on a nature scavenger hunt. How many different leaves can you find?
<b>Cognitive</b>	Write a poem about how you are feeling and recite it to someone.	Help someone in your family fix something that's broken. What did you learn?	Spend 20 minutes reading something different aloud to a family member, pet or toy.
<b>Social</b>	Design and make a friendship bracelet.	Cook your favourite dish. Explain to the family what the steps were to make it.	Find a penpal (it could be a family member, friend or neighbour). Send them a letter in the mail.





Thursday Activities



Aa



Bb



Cc



Dd



Ee



Ff



Gg



Hh



Ii



Jj



Kk



Ll



Mm



Nn



Oo



Pp



Qq



Rr



Ss



Tt



Uu



Vv



Ww



Xx



Yy



Zz




ALPHABET

Name \_\_\_\_\_


# I Can Read!

ie  
igh


light




fries




right




pie




cries




flight



tie

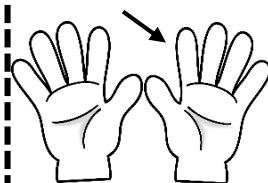
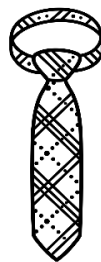
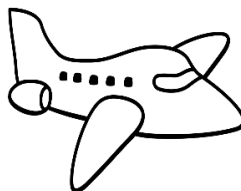




dries




Read  
the  
words.

Match  
the  
picture  
to the  
word.




Name \_\_\_\_\_


# I LOVE TO READ




Read the sentence. Match the picture.




I have a lot of fries.




The little kid cried.



There are two flies.

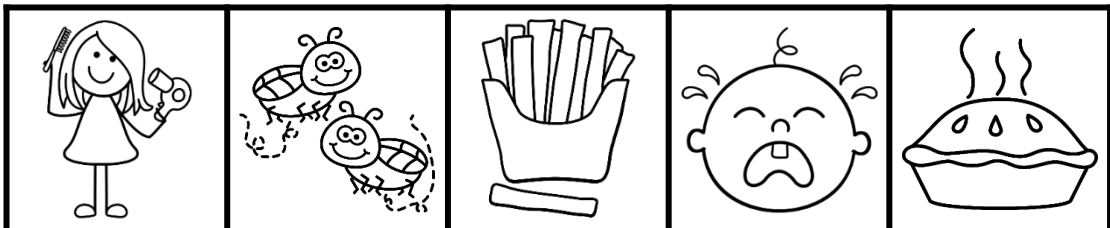



Jan dried her hair.

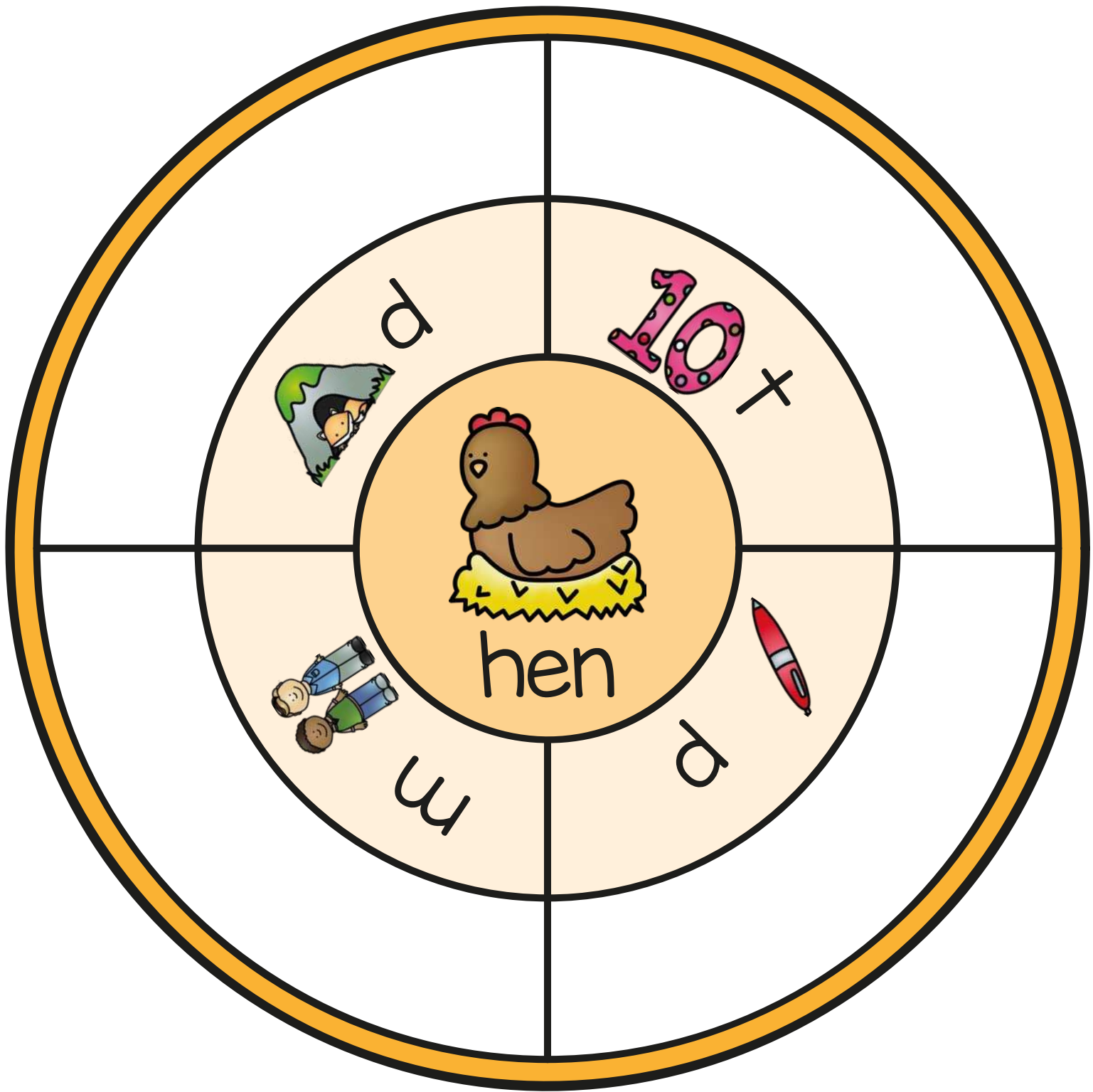


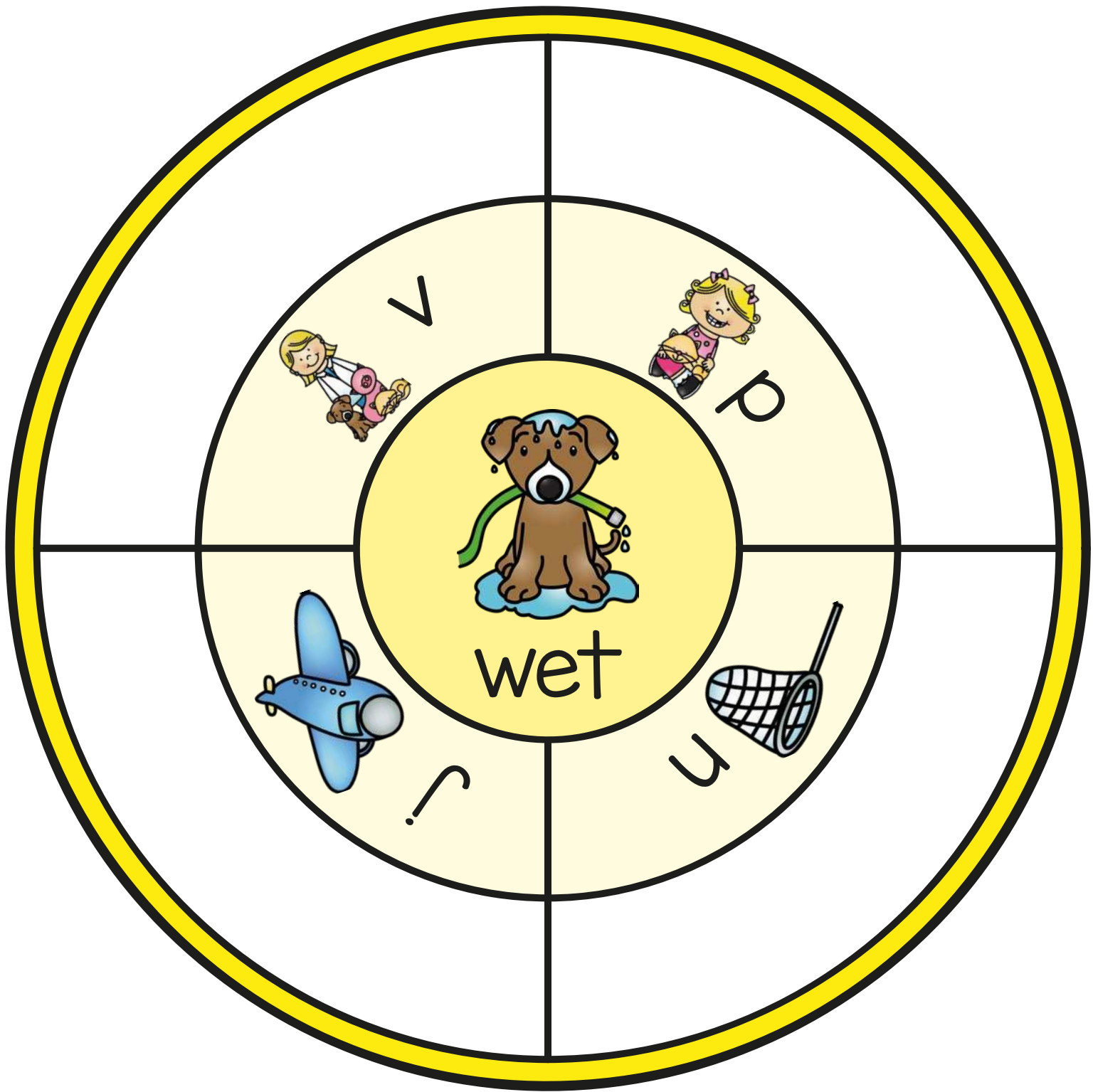
The pie is hot!

© Miss Giraffe











This week, we are learning about Jellyfish. Use the picture, and the words below to write an information report on Jellyfish.



? What type of animal is it?

Marine animal porpoise

👁👁 What does it look like?

Toothed whale long, sharp tusk

Grey blubber flippers

🏠 Where does it live?

arctic water arctic rivers

🍴🍽 What does it eat?

shrimp arctic cod squid

---

---

---

---

---

---

---

---

---

---

---

---

---



# MY Hundreds Chart

NAME: \_\_\_\_\_

DATE: \_\_\_\_\_

1	2	3	4	5	6	7	8	9	10
11	12	13	14	15	16	17	18	19	20
21	22	23	24	25	26	27	28	29	30
31	32	33	34	35	36	37	38	39	40
41	42	43	44	45	46	47	48	49	50
51	52	53	54	55	56	57	58	59	60
61	62	63	64	65	66	67	68	69	70
71	72	73	74	75	76	77	78	79	80
81	82	83	84	85	86	87	88	89	90
91	92	93	94	95	96	97	98	99	100

# My Hundreds Chart

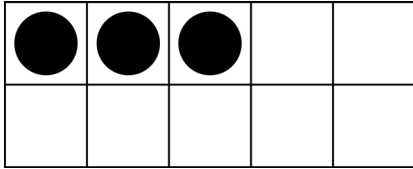

NAME: \_\_\_\_\_

DATE: \_\_\_\_\_

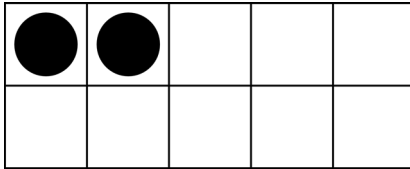

Name: \_\_\_\_\_

# Ten Frames


Count how many more dots are needed to make ten.



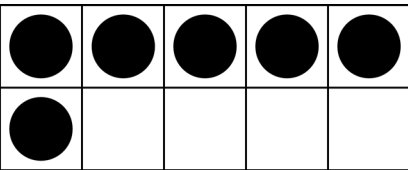
$$3 + \underline{\quad} = 10$$



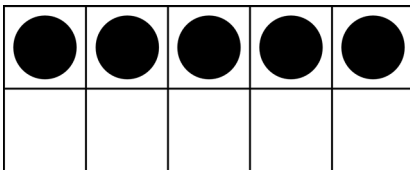
$$2 + \underline{\quad} = 10$$



$$4 + \underline{\quad} = 10$$




$$6 + \underline{\quad} = 10$$




$$5 + \underline{\quad} = 10$$




$$1 + \underline{\quad} = 10$$



$$8 + \underline{\quad} = 10$$



$$7 + \underline{\quad} = 10$$





$$9 + \underline{\quad} = 10$$


Name: \_\_\_\_\_

# Gumball Tens


Draw more gumballs to make ten. Fill in the missing number in the equation.




$$4 + \square = 10$$




$$1 + \square = 10$$




$$5 + \square = 10$$




$$8 + \square = 10$$




$$2 + \square = 10$$




$$6 + \square = 10$$



$$9 + \square = 10$$




$$3 + \square = 10$$



$$7 + \square = 10$$

Name: \_\_\_\_\_

Adding to 20



## Color by Addition

11 - BLACK

14 - YELLOW

17 - GREEN

12 - RED

15 - BROWN

18 - BLUE

13 - PURPLE

16 - ORANGE

20 - PEACH

\*YOU CAN CHOOSE COLORS FOR ANY EMPTY SPACES

## School is in Session!





Aa



Bb



Cc



Dd



Ee



Ff



Gg



Hh



Ii



Jj



Kk



Ll



Mm



Nn



Oo



Pp



Qq



Rr



Ss



Tt



Uu



Vv



Ww



Xx



Yy




Zz




ALPHABET

Name \_\_\_\_\_


# I LOVE TO READ




Read the sentence. Match the picture.




I fried the chicken.




The fox lied down.



Max spies on them.




Ken has on a tie.



Pliers are a tool.


© Miss Giraffe






Name \_\_\_\_\_


# I LOVE TO READ




Read the sentence. Match the picture.




I high five my pal.




My pants are tight.



The light is bright.




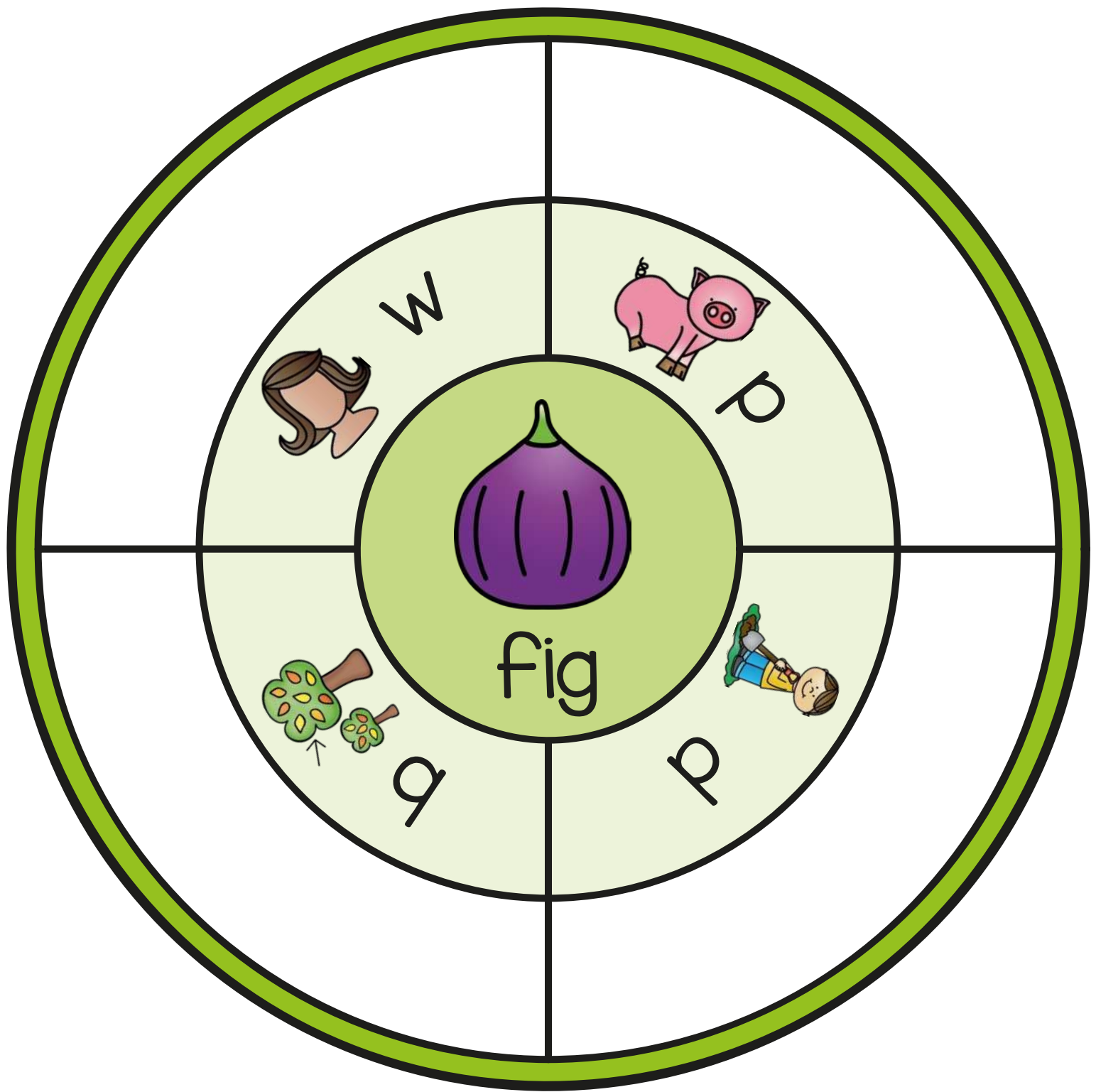
His height is five feet.

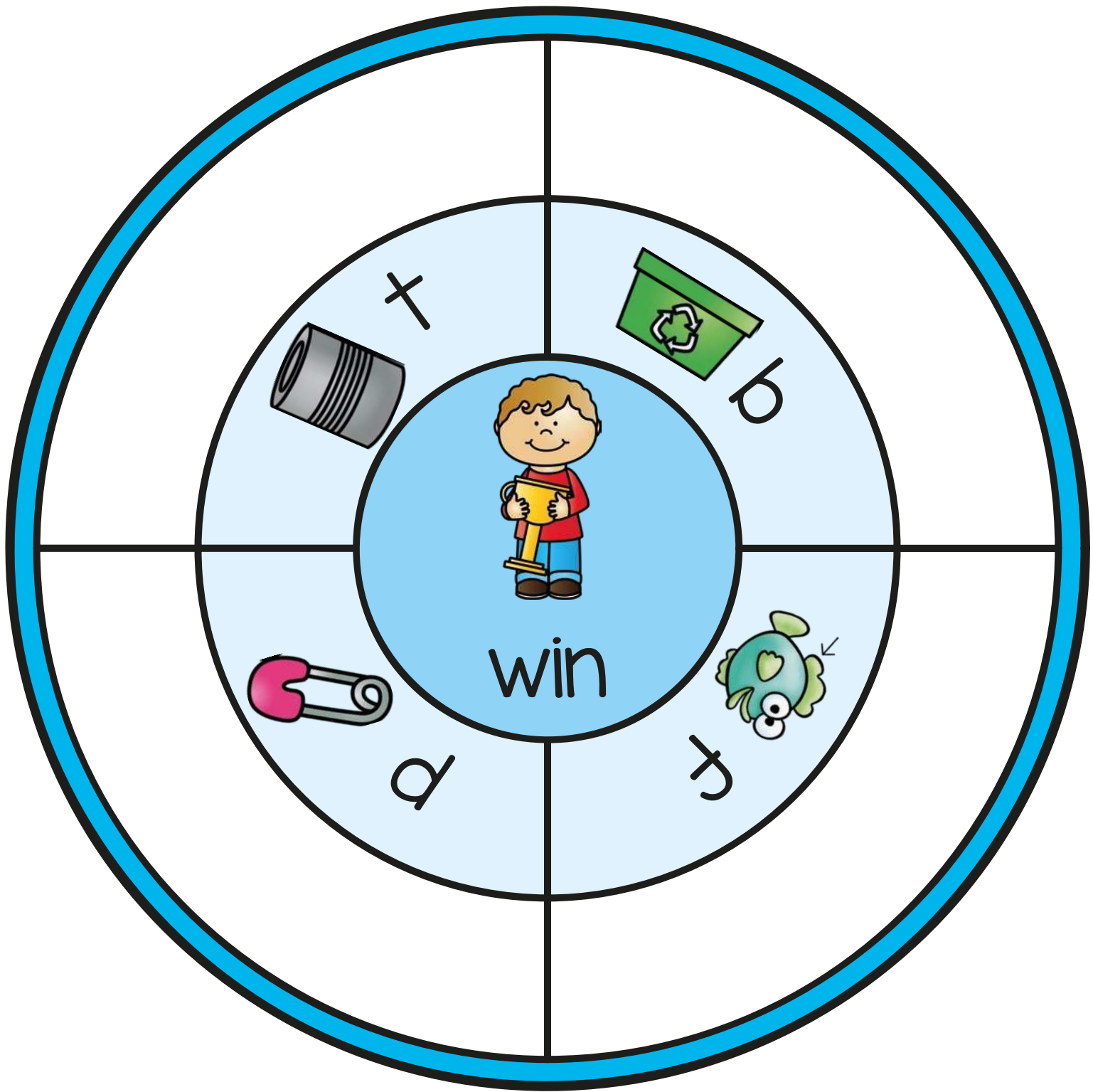


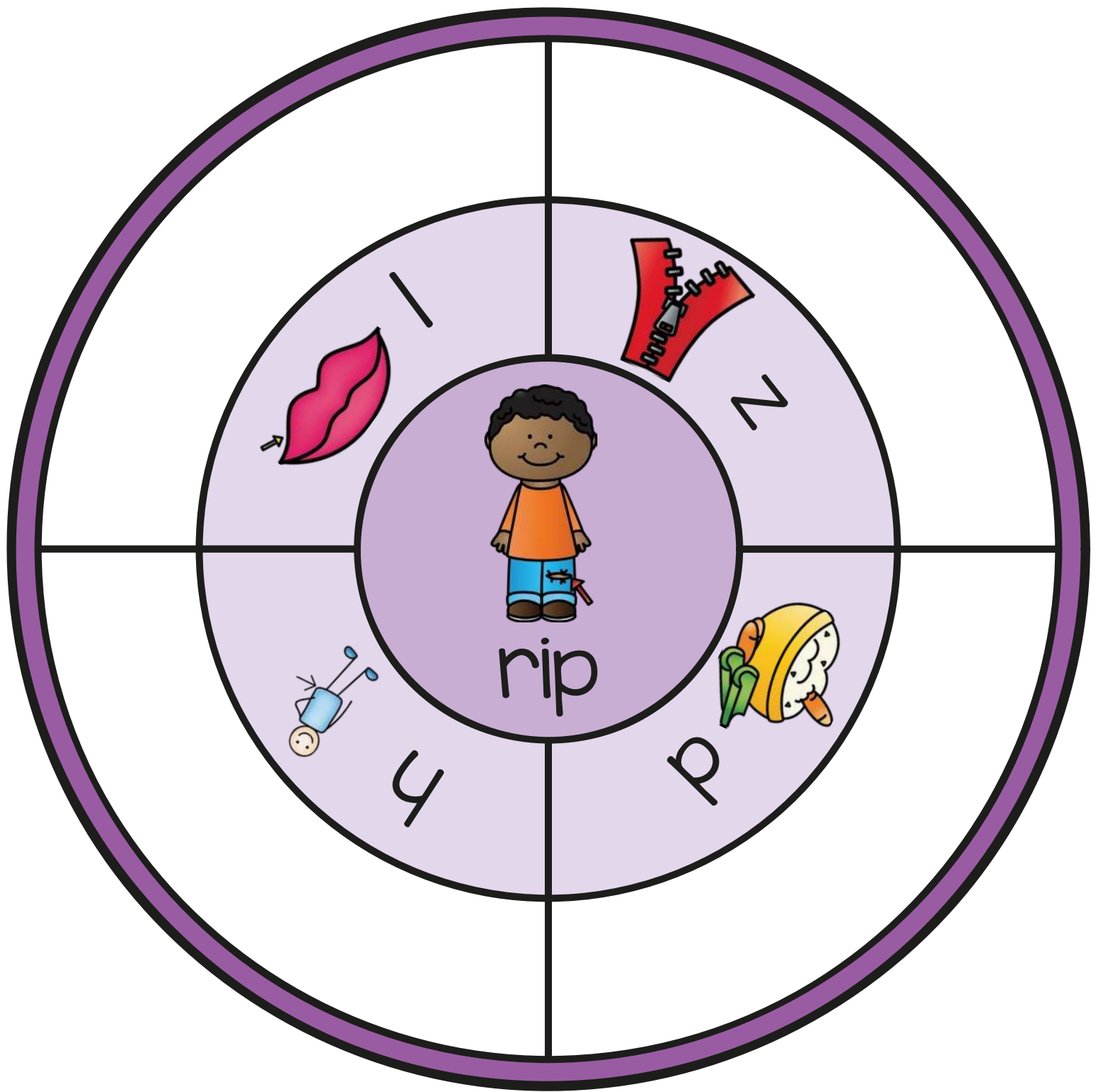
I fight with my sister.

© Miss Giraffe









This week, we are learning about Jellyfish. Use the picture, and the words below to write an information report on Jellyfish.



? What type of animal is it?

Marine animal porpoise

👁️👁️ What does it look like?

Toothed whale long, sharp tusk

Grey blubber flippers

🏠 Where does it live?

arctic water arctic rivers

🍴 What does it eat?

shrimp arctic cod squid



# MY Hundreds Chart

NAME: \_\_\_\_\_

DATE: \_\_\_\_\_

1	2	3	4	5	6	7	8	9	10
11	12	13	14	15	16	17	18	19	20
21	22	23	24	25	26	27	28	29	30
31	32	33	34	35	36	37	38	39	40
41	42	43	44	45	46	47	48	49	50
51	52	53	54	55	56	57	58	59	60
61	62	63	64	65	66	67	68	69	70
71	72	73	74	75	76	77	78	79	80
81	82	83	84	85	86	87	88	89	90
91	92	93	94	95	96	97	98	99	100

# My Hundreds Chart

NAME: \_\_\_\_\_








DATE: \_\_\_\_\_




Name: \_\_\_\_\_

# Addition

Add the numbers to find the sum. Color the cherries.

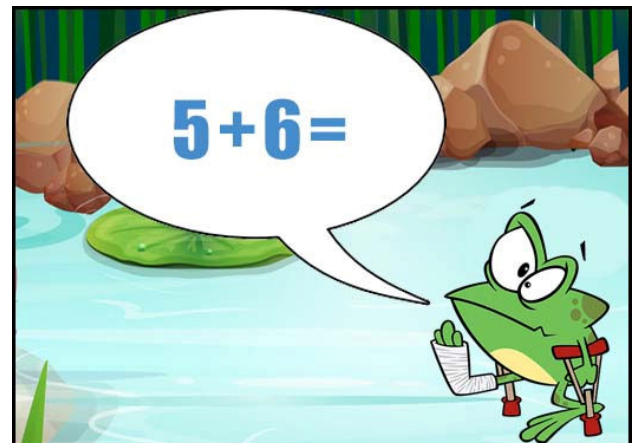
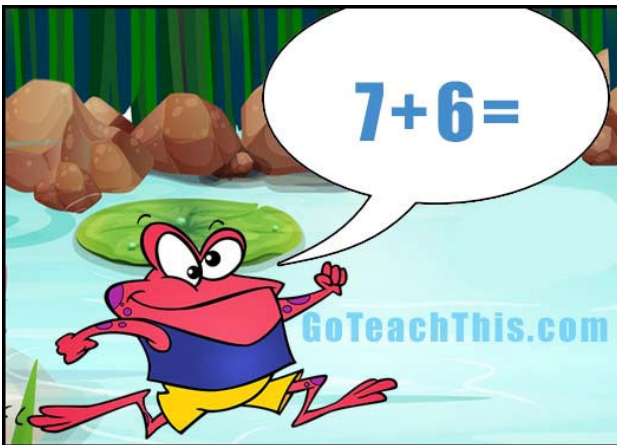






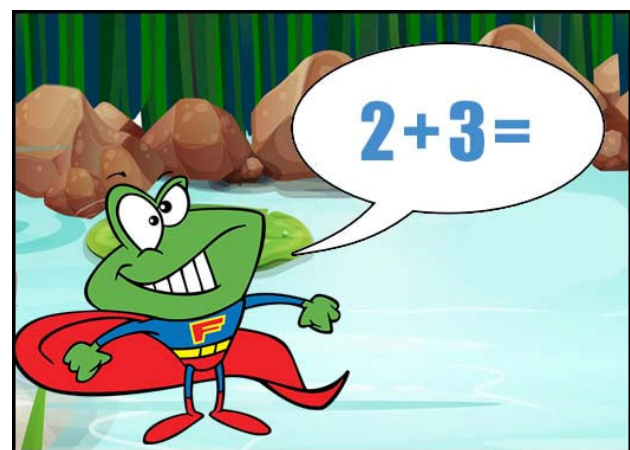


# Addition Doubles + 1 - Jump

5	9	9	5
15	17	17	15
11	13	13	11










Name: \_\_\_\_\_

## Color by Subtraction

- 2 - RED
- 3 - BROWN
- 4 - GREEN
- 5 - YELLOW
- 6 - PURPLE
- 7 - BLUE
- 8 - PINK
- 9 - BLACK
- 10 - PEACH

\*You can choose any colors for empty spaces..

Subtracting with digits 0-20



Let's  
Write &  
Read!

