




My Home Learning Book!



My name is:

Week 10 Booklet





Aa



Bb



Cc



Dd



Ee



Ff



Gg



Hh



Ii



Jj



Kk



Ll



Mm



Nn



Oo



Pp



Qq



Rr



Ss



Tt



Uu



Vv



Ww



Xx



Yy



Zz




ALPHABET

Name: _____


RAINING LONG A WORDS

Directions: Color the REAL words.



train

glain



prail

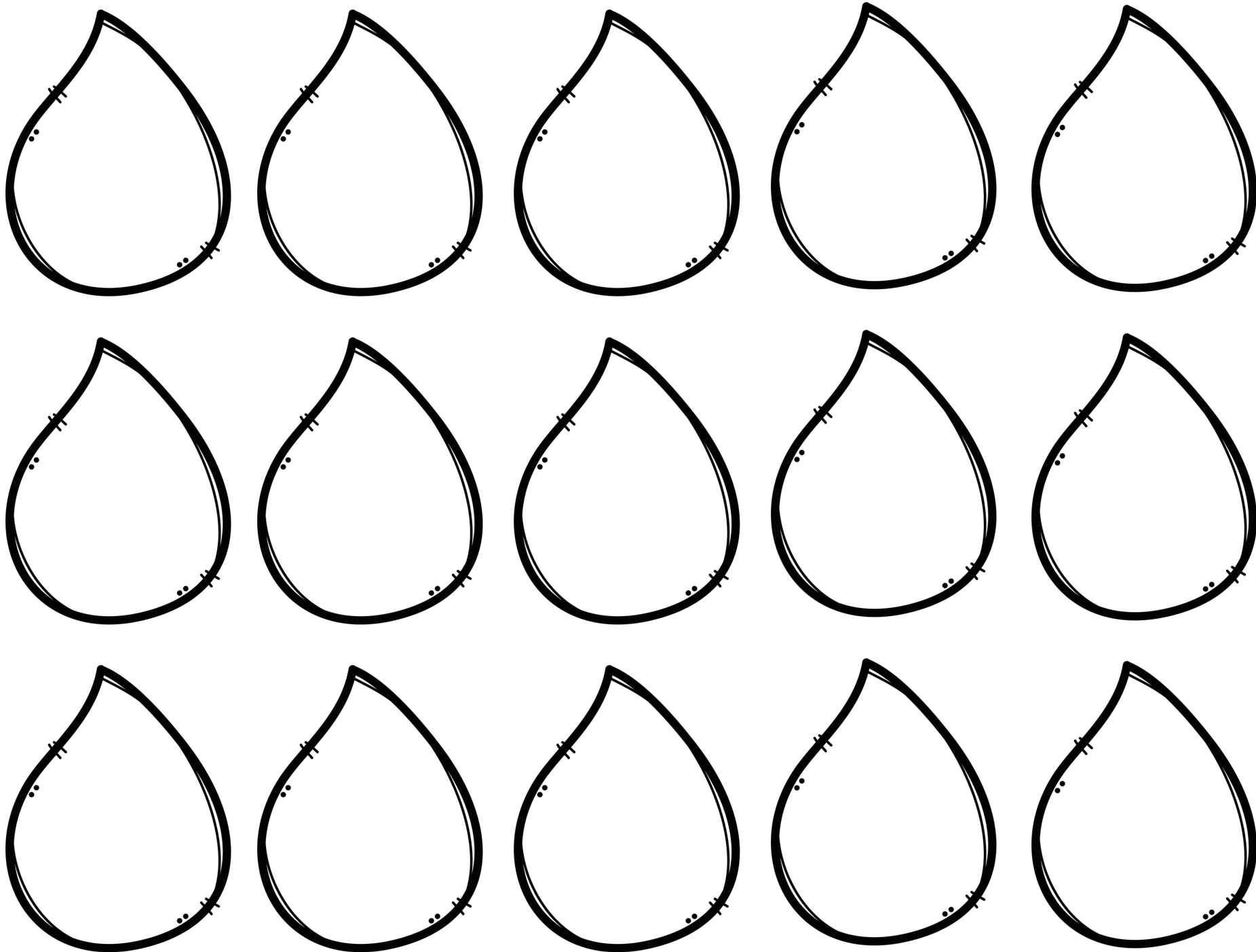
paid

chair


main

swain






Ending Sounds




Directions: Use a bingo dauber or a marker to dot the correct ending sound for each picture.



t

d


g



s

n

r



e

u


d



k

f

n



r

a

y



m

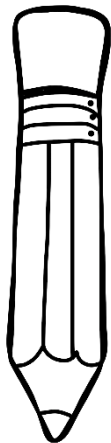
d

e

Ending Sounds




Directions: Use a bingo dauber or a marker to dot the correct ending sound for each picture.



l

b

j



t

d

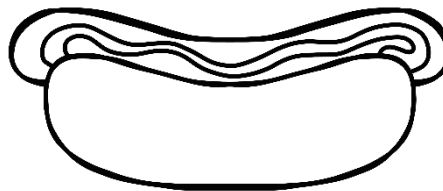
g



e

m

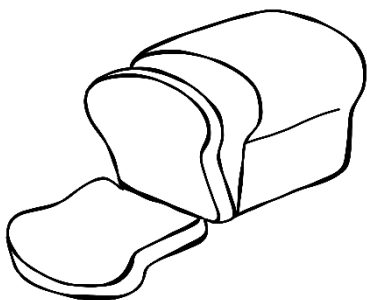
a



t

s

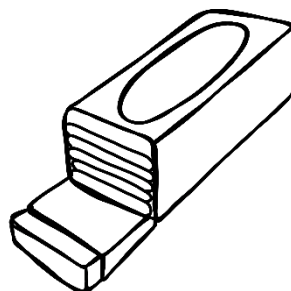
g



w

d

y



m

l

h

This week, we are learning about dolphins. Use the picture, and the words below to write an information report on dolphins.



? What type of animal is it?

Mammal

👁️👁️ What does it look like?

Smooth rubbery skin grey
flippers round teeth
triangular snout

🏠 Where does it live?

Tropical water ocean harbour

Bays

🍴🍽️🔪 What does it eat?

Fish squid small crabs

MY Hundreds Chart

NAME: _____

DATE: _____

1	2	3	4	5	6	7	8	9	10
11	12	13	14	15	16	17	18	19	20
21	22	23	24	25	26	27	28	29	30
31	32	33	34	35	36	37	38	39	40
41	42	43	44	45	46	47	48	49	50
51	52	53	54	55	56	57	58	59	60
61	62	63	64	65	66	67	68	69	70
71	72	73	74	75	76	77	78	79	80
81	82	83	84	85	86	87	88	89	90
91	92	93	94	95	96	97	98	99	100

My Hundreds Chart

NAME: _____

DATE: _____

Color-by-Code - Subtraction Within 20


Directions: 1. Color the picture using the code below.

2. Cut out the picture and then write your name on the back.

3. Apply glue to the entire glue area.


4. Bend the paper to make a cylinder and overlap the edge to make contact with the glue.

Red: 10 Green: 3, 7 Blue: 9, 8 Yellow: 4, 5 Orange: 1, 6 Pink: 2



Name: _____


Dessert Subtraction



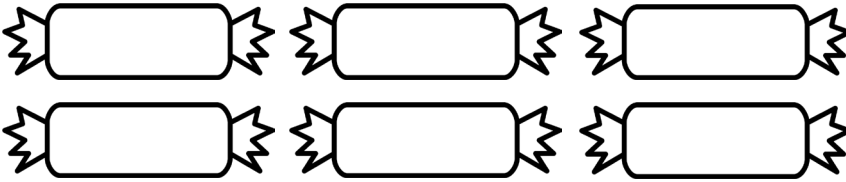
Solve the subtraction questions.



$$5 - 2 = \underline{\quad}$$




$$6 - 5 = \underline{\quad}$$




$$6 - 3 = \underline{\quad}$$



$$7 - 4 = \underline{\quad}$$



$$8 - 2 = \underline{\quad}$$



$$10 - 5 = \underline{\quad}$$

Name _____



Bev loves birds. She had 9 birds.
3 of her birds flew away. How
many birds does Bev have now?

Quick Sketch

--

Ten Frame

Number Path


1	2	3	4	5	6	7	8	9	10
---	---	---	---	---	---	---	---	---	----

Equation

Answer:

Bev has _____ birds
now.

Bonus: A bird has two legs. How many legs do 6
birds have? How many legs do 9 birds have?



Tuesday Activities

Aa



Bb



Cc



Dd



Ee



Ff



Gg



Hh



Ii



Jj



Kk



Ll



Mm



Nn



Oo



Pp



Qq



Rr



Ss



Tt



Uu



Vv



Ww



Xx



Yy



Zz



ALPHABET


-AY RAYS





hay

play

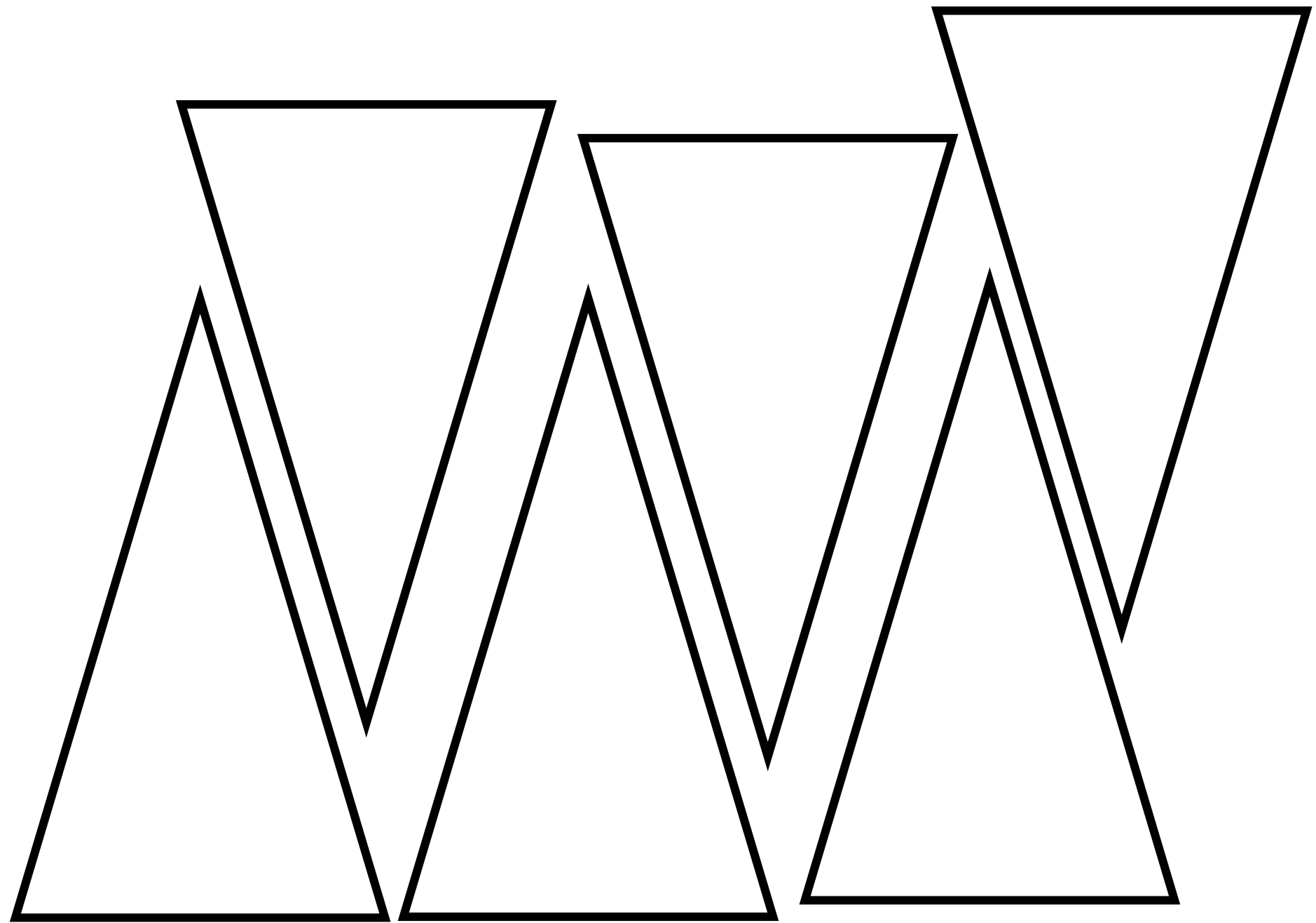
Read & Find!



LONG A RAYS CRAFT




LONG A RAYS CRAFT - at least one page per student




READ & FIND at Day Park!



Ending Sounds




Directions: Use a bingo dauber or a marker to dot the correct ending sound for each picture.



t

b


j



t

d


r



e

u


a



k

s


n



w

a

y




m


l

h

Ending Sounds




Directions: Use a bingo dauber or a marker to dot the correct ending sound for each picture.



t

b


r



t

d


s



a

v


e



n

s


g



m

a

d



m

l

t

This week, we are learning about dolphins. Use the picture, and the words below to write an information report on dolphins.



? What type of animal is it?

Mammal

👁👁 What does it look like?

Smooth rubbery skin grey
flippers round teeth
triangular snout

🏠 Where does it live?

Tropical water ocean harbour

Bays

🍴🍽️ What does it eat?

Fish squid small crabs

MY Hundreds Chart

NAME: _____

DATE: _____

1	2	3	4	5	6	7	8	9	10
11	12	13	14	15	16	17	18	19	20
21	22	23	24	25	26	27	28	29	30
31	32	33	34	35	36	37	38	39	40
41	42	43	44	45	46	47	48	49	50
51	52	53	54	55	56	57	58	59	60
61	62	63	64	65	66	67	68	69	70
71	72	73	74	75	76	77	78	79	80
81	82	83	84	85	86	87	88	89	90
91	92	93	94	95	96	97	98	99	100

My Hundreds Chart

NAME: _____

DATE: _____

Color-by-Code - Subtraction Within 10


Directions: 1. Color the picture using the code below.

2. Cut out the picture and then write your name on the back.

3. Apply glue to the entire glue area.

4. Bend the paper to make a cylinder and overlap the edge to make contact with the glue.

Red: 6 Green: 5, 10 Blue: 3, 8 Yellow: 4, 9 Orange: 2, 7 Pink: 1




Name: _____


Sporty Subtraction




Solve the subtraction questions.



$$2 - 1 = \underline{\quad}$$



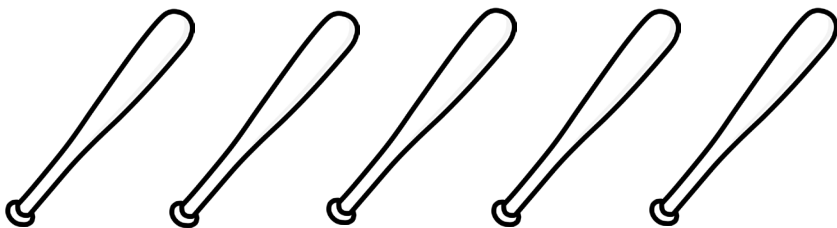
$$3 - 2 = \underline{\quad}$$



$$4 - 1 = \underline{\quad}$$



$$4 - 2 = \underline{\quad}$$



$$5 - 1 = \underline{\quad}$$




$$5 - 3 = \underline{\quad}$$

Name _____



8 turtles were in the pond.

5 got out to sit in the sun.



How many turtles were left in the pond?

Quick Sketch

--

Ten Frame

Number Path


1	2	3	4	5	6	7	8	9	10
---	---	---	---	---	---	---	---	---	----

Equation

Answer:

_____ turtles were
left in the pond.

Bonus: Write a word problem about the turtles
in the pond.



Wednesday Activities



WELLBEING WEDNESDAY

Physical	Go for a walk or a run around the block with a family member.	Design a new backyard game with modified equipment.	Spend some active time with your pets. Teach them some new tricks.
Creative	Dress up in your favourite outfit.	Design your own set of five emojis that don't already exist.	Paint a pet rock. Go on a walk and leave it somewhere for someone to find.
Nature	Draw a chalk drawing on your driveway or nearby footpath.	Find three things that remind you of spring.	Take your lunch outside and have a picnic.
Cognitive	Read a book for enjoyment for 30 minutes.	Create a marble run. Photograph or film it and send it to your teacher.	Interview a family member and write a report.
Social	Share a favourite movie that makes you laugh with someone.	Learn five new jokes and share them with people you live with.	Create a family trivia quiz and share it over a video call.



Thursday Activities

Aa



Bb



Cc



Dd



Ee



Ff



Gg



Hh



Ii



Jj



Kk



Ll



Mm



Nn



Oo



Pp



Qq



Rr



Ss



Tt



Uu



Vv



Ww



Xx



Yy



Zz









ALPHABET

Name: _____

Long a, silent e

←←← ROLL & READ →→→

Directions: 1) Roll the dice. 2) Read a word. 3) Check off the word you read.

					
-ake	-ade	-ale	-ace	-ape	-ame
<input type="checkbox"/> cake	<input type="checkbox"/> fade	<input type="checkbox"/> kale	<input type="checkbox"/> lace	<input type="checkbox"/> ape	<input type="checkbox"/> same
<input type="checkbox"/> lake	<input type="checkbox"/> shade	<input type="checkbox"/> sale	<input type="checkbox"/> pace	<input type="checkbox"/> tape	<input type="checkbox"/> name
<input type="checkbox"/> snake	<input type="checkbox"/> trade	<input type="checkbox"/> pale	<input type="checkbox"/> space	<input type="checkbox"/> gape	<input type="checkbox"/> fame
<input type="checkbox"/> shake	<input type="checkbox"/> wade	<input type="checkbox"/> whale	<input type="checkbox"/> race	<input type="checkbox"/> grape	<input type="checkbox"/> shame
<input type="checkbox"/> rake	<input type="checkbox"/> grade	<input type="checkbox"/> bale	<input type="checkbox"/> trace	<input type="checkbox"/> cape	<input type="checkbox"/> flame
<input type="checkbox"/> flake	<input type="checkbox"/> jade	<input type="checkbox"/> stale	<input type="checkbox"/> brace	<input type="checkbox"/> shape	<input type="checkbox"/> frame

Name: _____

BAKE A CAKE LONG A WORD FAMILIES


Write rhyming words on the layers of the cake.



LONG A

BAKERY

Magic e



FOUR in a row

© DO GOOD FOR FIRST

place

cane

date

cage

race

tape

cave

sale

gate

stale

shape

cape

flame

stage

cake

jade

trade

lane

paste

pale

male

glare

plane

whale

stare

frame

vase

grade

flake

face

grape


same

trace


taste

lace

Ending Sounds




Directions: Use a bingo dauber or a marker to dot the correct ending sound for each picture.



t

d


j



s

g


r



e

u

i



r

l

n



w

n

y




m


l

h

Ending Sounds




Directions: Use a bingo dauber or a marker to dot the correct ending sound for each picture.



k

b

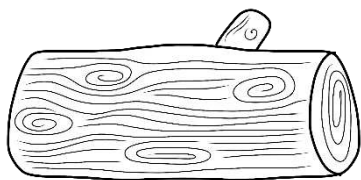
r



t

y

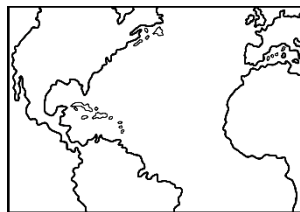
b



g

u


a



p

s


n



w

k

y



m

l

s

This week, we are learning about dolphins. Use the picture, and the words below to write an information report on dolphins.



? What type of animal is it?

Mammal

👁👁 What does it look like?

Smooth rubbery skin grey
flippers round teeth
triangular snout

🏠 Where does it live?

Tropical water ocean harbour

Bays

🍴🍽 What does it eat?

Fish squid small crabs

MY Hundreds Chart

NAME: _____

DATE: _____

1	2	3	4	5	6	7	8	9	10
11	12	13	14	15	16	17	18	19	20
21	22	23	24	25	26	27	28	29	30
31	32	33	34	35	36	37	38	39	40
41	42	43	44	45	46	47	48	49	50
51	52	53	54	55	56	57	58	59	60
61	62	63	64	65	66	67	68	69	70
71	72	73	74	75	76	77	78	79	80
81	82	83	84	85	86	87	88	89	90
91	92	93	94	95	96	97	98	99	100

My Hundreds Chart


NAME: _____

DATE: _____


Name: _____

Cookie Picture Subtraction


Use the pictures to solve the subtraction questions.




$$2 - 1 = \square$$




$$3 - 2 = \square$$




$$4 - 2 = \square$$




$$5 - 4 = \square$$




$$6 - 3 = \square$$




$$6 - 5 = \square$$



$$7 - 4 = \square$$



$$10 - 1 = \square$$



Color-by-Code - Subtraction Within 10


Directions: 1. Color the picture using the code below.

2. Cut out the picture and then write your name on the back.

3. Apply glue to the entire glue area.

4. Bend the paper to make a cylinder and overlap the edge to make contact with the glue.

Red: 5, 10 Green: 1 Blue: 4, 9 Yellow: 2, 7 Pink: 6 Purple: 3, 8



Name _____



Bob had 10 balloons.
4 balloons popped. How
many balloons are left?

Quick Sketch

--

Ten Frame

Number Path

1	2	3	4	5	6	7	8	9	10
---	---	---	---	---	---	---	---	---	----

Equation

Answer:

_____ balloons are
left.

Bonus: Write a word problem about some
balloons that are blue and some that are red.

Create A

Colour in the squares to create your own Minecraft Village.

Can you work out the area of each of your houses or village people and write it next to them on the sheet?



Name _____

This image shows a full page of blank graph paper. The grid consists of thin, light gray horizontal and vertical lines that intersect to form small squares across the entire surface. There are no margins, text, or other markings on the paper.



Aa



Bb



Cc



Dd



Ee



Ff



Gg



Hh



Ii



Jj



Kk



Ll



Mm



Nn



Oo



Pp



Qq



Rr



Ss



Tt



Uu



Vv



Ww



Xx



Yy



Zz



ALPHABET






Name: _____

SORT THE LONG A VOWEL TEAMS

© DO GOOD FOR FIRST

ai

-ay




NAME: _____

ai

or

ay?

Spell the long a word to match the picture using ai or ay.




ai



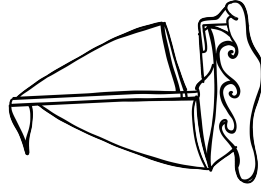
ay



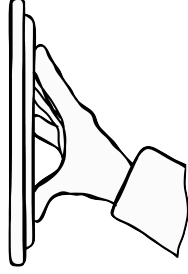
ai




ay




ai



ay




ai



ay




ay



ai

Ending Sounds




Directions: Use a bingo dauber or a marker to dot the correct ending sound for each picture.



t

b

j



t

o


r



s

u

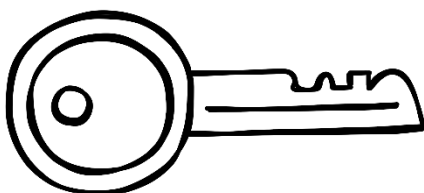
a



k

d

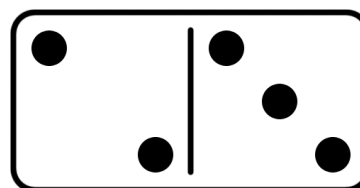
n



w

a

y




c


o

h

Ending Sounds




Directions: Use a bingo dauber or a marker to dot the correct ending sound for each picture.



s

h


j



t

k

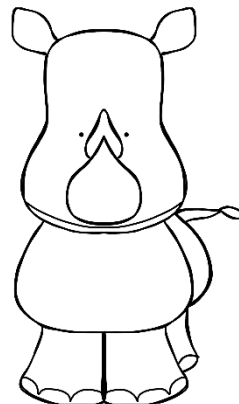
c



b

u

a



k

g

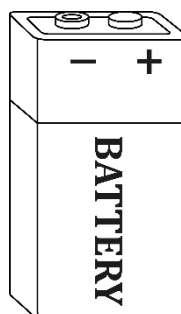
o



w

x

y



y

l

h

This week, we are learning about dolphins. Use the picture, and the words below to write an information report on dolphins.



? What type of animal is it?

Mammal

👁️👁️ What does it look like?

Smooth rubbery skin grey
flippers round teeth
triangular snout

🏠 Where does it live?

Tropical water ocean harbour

Bays

🍴🍽️🔪 What does it eat?

Fish squid small crabs

MY Hundreds Chart

NAME: _____

DATE: _____

1	2	3	4	5	6	7	8	9	10
11	12	13	14	15	16	17	18	19	20
21	22	23	24	25	26	27	28	29	30
31	32	33	34	35	36	37	38	39	40
41	42	43	44	45	46	47	48	49	50
51	52	53	54	55	56	57	58	59	60
61	62	63	64	65	66	67	68	69	70
71	72	73	74	75	76	77	78	79	80
81	82	83	84	85	86	87	88	89	90
91	92	93	94	95	96	97	98	99	100

My Hundreds Chart

NAME: _____

DATE: _____

Color-by-Code - Subtraction Within 20


Directions: 1. Color the picture using the code below.

2. Cut out the picture and then write your name on the back.

3. Apply glue to the entire glue area.

4. Bend the paper to make a cylinder and overlap the edge to make contact with the glue.

Red: 1, 9 Green: 2 Blue: 5, 4 Yellow: 3, 7 Pink: 6 Purple: 8, 10



Name: _____

Color by Answer

brown 2

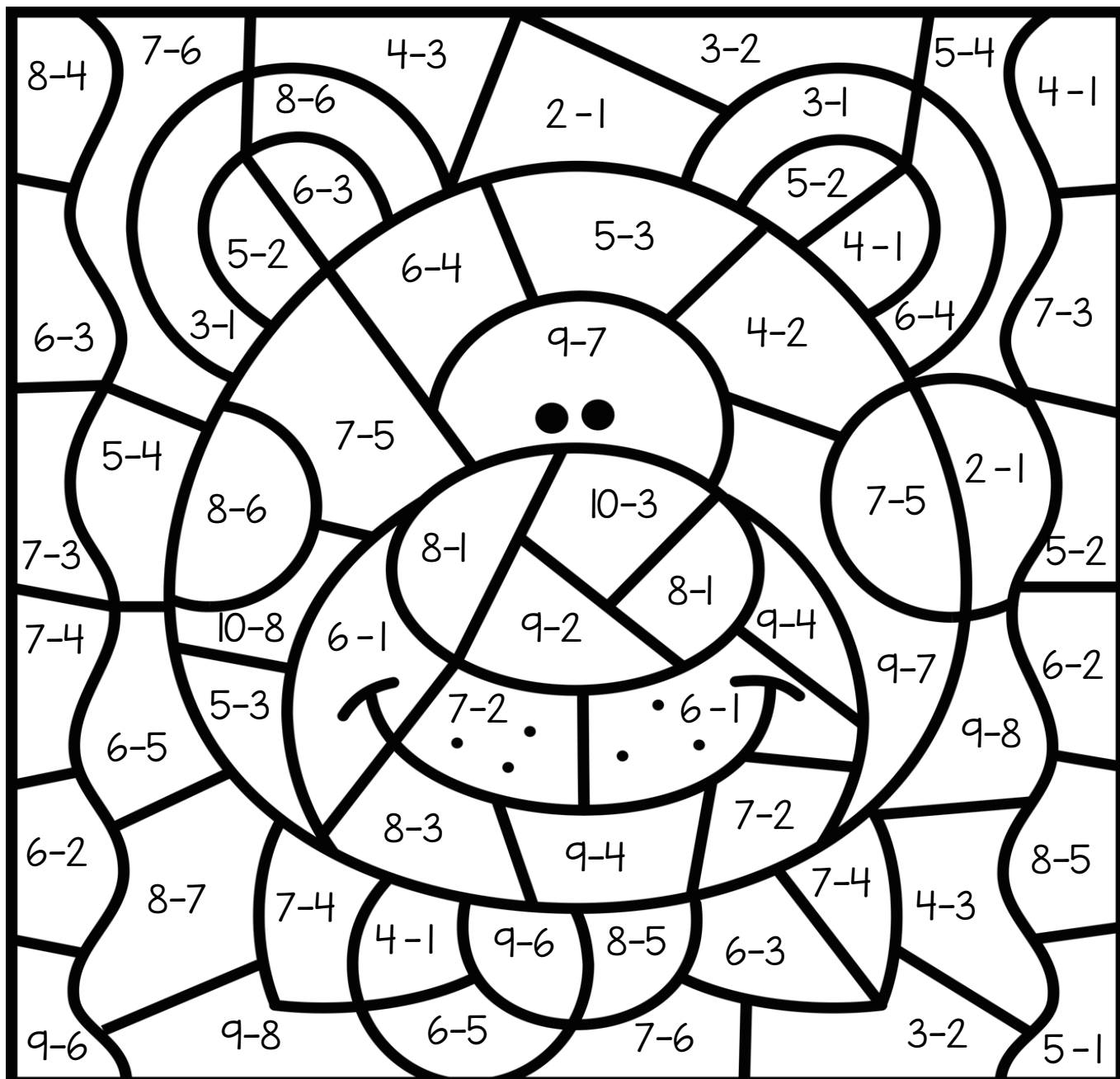
pink 3

yellow 1


black 7

gray 5

green 4



Name _____



7 ducks were by the pond.
3 ducks flew away. How many
ducks are left by the pond?

Quick Sketch

--

Ten Frame

Number Path

1	2	3	4	5	6	7	8	9	10
---	---	---	---	---	---	---	---	---	----

Equation

Answer:

_____ ducks are left
by the pond.

Bonus: Write a word problem about some ducks
flying away from a pond.

Create A

Colour in the squares to create your own Minecraft Village.

Can you work out the area of each of your houses or village people and write it next to them on the sheet?



Name _____

[illegible]